



# RAV 4 (Without Rear Spare Wheel)

Rear View Camera

Installation instructions

Model year: 12/2008  
03/2010

Vehicle code: \*\*A3\*\* - \*W\*\*\*W

Part number: PZ473-X0140-00 Rear view camera  
PZ417-X0141-00 Wire harness (Vehicle Code: \*\*A3\*L - \*W\*X\*W)

PZ417-X0140-00 Wire harness (Vehicle Code: \*\*A3\*L - \*W\*G\*W  
\*\*A3\*R - \*W\*\*\*W)

Manual reference number: AIM 001 552-4

# Revision Record

| Rev. No. | Date     | Page | Picture | Update | New | Deleted |
|----------|----------|------|---------|--------|-----|---------|
| 01       | 31.07.09 | 13   | 27      | X      |     |         |
| 02       | 05.01.10 |      |         | X      |     |         |
| 03       | 22.08.10 | 22   | 44      | X      |     |         |
|          |          | 23   | 48      | X      |     |         |
|          |          | 28   | 61      | X      |     |         |
| 04       | 14.02.12 | 28   | 61      | X      |     |         |
|          |          |      |         |        |     |         |
|          |          |      |         |        |     |         |
|          |          |      |         |        |     |         |

**EN**

- Expert Fitment Required.
- Disconnect the battery earth cable.
- To avoid damage to the wiring harness, ensure contact with sharp edges is prevented.
- Install parts as shown on illustrations.
- Re-connect battery.
- Re-fit panels, ensure that the wiring harness and other components are neatly and securely located.

**DE**

- Montage durch Fachwerkstatt erforderlich.
- Massekabel von Batterie abklemmen.
- Zur Vermeidung von Beschädigungen an der Abisolierung ist Berührung mit scharfen Kanten zu vermeiden.
- Teile gemäß Abbildung montieren.
- Batterie wieder anschließen.
- Paneele wieder anbringen; achten Sie darauf, dass der Kabelbaum und andere Teile ordnungsgemäß und genau positioniert sind.

**ES**

- Montaje sólo por el concesionario.
- Desconectar el cable de masa de la batería.
- A efectos de evitar desperfectos en el aislamiento del cable, hay que evitar el contacto con aristas cortantes.
- Montar las piezas tal como se indica en las figuras.
- Vuelva a conectar la batería.
- Volver a colocar los paneles; preste atención a que el mazo del cable y las demás piezas tengan la posición correcta y precisa.

**FR**

- Montage par spécialiste nécessaire.
- Débrancher le câble de masse de la batterie.
- Eviter tout contact avec des arêtes vives afin de ne pas endommager l'isolation des câbles.
- Monter les pièces selon les figures.
- Reconnecter la batterie.
- Remette le panneau; veillez à ce que le faisceau et les autres pièces soient positionnés correctement et avec la précision requise.

**IT**

- E' necessario in officina specializzata.
- Staccare il cavo di massa dalla batteria
- Allo scopo di evitare danni all'isolazione dei cavi, evitare di metterli a contatto con spigoli acuti.
- Montare le parti secondo quanto rilevabile delle illustrazioni.
- Riconnettere la batteria.
- Rimettere in posizione i pannelli; far ben attenzione che il fascio di cavi e le altre parti siano state posizionate con esattezza e nella dovuta maniera.

**PT**

- Especialista em montagem requerido.
- Separe o cabo de terra do acumulador.
- Para não se danificar a isolação dos cabos, é conveniente evitar-se contacto com arestas afiadas.
- Monte as partes conforme ilustrado.
- Recolocar a bateria
- Tornar a colocar os painéis; verificar se a árvore de cabos e outras peças estão na posição exacta e prescrita.

**NL**

- Montage door vakman nodig.
- Massakabel van accu losmaken.
- Ter vermindering van beschadiging aan de isolatie van de elektrokit dient contact met scherpe kanten te worden vermeden.
- Delen overeenkomstig afbeelding monteren.
- Accu weer aansluiten.
- Panelen weer monteren; let erop, dat de kabelboom en andere delen correct en netjes gepositioneerd worden.

**DA**

- Montage ved professionelt værksted påkrævet.
- Stelkabel fjernes fra batteri.
- Berøring med skarpe kanter skal undgås for at undgå beskadigelse af kabelisoleringen.
- Dele skal monteres i henhold til illustrationer.
- Tilslut batteri igen.
- Paneler fastgøres igen; vær opmærksom på, at kabelsamlingen og andre dele placeres korrekt og præcist.

**NO**

- Nødvendig med montering fra fagverksted.
- Klem jordkabelen av batteriet.
- For å unngå skader på kabelisoleringen må berøring av skarpe kanter unngås.
- Monter alle deler i henhold til illustrasjonene.
- Tilkoplet batteriet igjen.
- Monter panelene igjen, og pass på at kabelbunten og andre deler er anbrakt ordentlig og på riktig sted.

**SV**

- Verkstadsmontage erfordras.
- Lossa stomkabeln från batteriet.
- För att förhindra skador på ledningarnas isolation skall berøring med vassa kanter undvikas.
- Montera detaljerna enligt figurerna
- Anslut batteriet igen.
- Sätt tillbaka panelerna igen; kontrollera noga att ledningsmattan och andra detaljer ligger på rätt plats.

**FI**

- Asennus tarpeen merkikorkjaamossa.
- Erotta maadoitusjohto akusta
- Pidä huoli myös siitä, että kaapelointi on korin kiinnityksen myötäinen ja kiinnitetty huolellisesti muihin liikkuviin osiin.
- Asenna osat kuvien mukaan.
- Kytke akku takaisin.
- Aseta paneelit paikalleen; tarkista, että kaapelointi ja muut osat ovat asianmukaisesti ja tarkalleen paikoillaan.

**CS**

- Montáž ve specializované dílně nutná.
- Odpojte zemnicí kabel od baterie.
- Zabraňte tomu, aby se kabely poškodily tím, že jsou položeny na ostrých hranách.
- Montujte části podle vyobrazení
- Opět připojte baterii.
- Opět připevňte panely; dbejte na to, aby svazek kabelů a ostatní části byly uloženy na správném místě.

**HU**

- A szereléshez szakmúhely kell.
- Húzza le az akkumulátor testkábeljét.
- A kábelszigetelés megsérülésének elkerülésére ügyeljen arra, hogy a kábel ne juthasson érintkezésbe éles peremű alkatrészekkel.
- Az alkatrészeket az ábrák szerint szerelje be.
- Ismét csatlakoztassa az akkumulátort.
- Szerelje vissza a fedőlapokat, ügyeljen arra, hogy a ábelek és a többi alkatrészek pontosan a számukra kijelölt helyen maradjanak.

**EL**

- Να τοποθετεί από συνεργείο.
- Αποσυνδέστε το καλώδιο γείωσης από τη μπαταρία.
- Για να αποφευχθούν ζημιές στη μόνωση καλωδίων, να αποφεύγεται η επαφή των με αιχμηρές ακμές.
- Τοποθέτηση των μερών σύμφωνα με τις Εικόνες.
- Συνδέστε πάλι τη μπαταρία.
- Τοποθετήστε πάλι το κάλυμμα: προσοχή, η πλεξούδα καλωδίων και άλλα μέρη να είναι τοποθετημένα ακριβώς και σύμφωνα με τους κανονισμούς.

**TR**

- Uzmanın takması gereklidir.
- Akü toprak kablosunu ayırın.
- Kablo demetinin hasar görmemesi için, sivri objelerle temasın engellenmesini sağlayın.
- Parçaları çizimlerde gösterildiği gibi takın.
- Aküyü tekrar bağlayın.
- Panoları tekrar takın, kablo demeti ve diğer komponentlerin tam ve sıkıca yerleşmesini sağlayın.

**ET**

- Paigaldada spetsialisti poolt.
- Võtke massikaabel aku küljest lahti.
- Juhtmestiku kahjustamise vältimiseks hoidke juhtmed eemal teravatest servadest.
- Paigaldage osad vastavalt joonistele.
- Ühendage aku.
- Paigaldage kattepaneelid; veenduge, et juhtmestik ja muud osad on paigutatud korrektselt ning kindlalt.

**LT**

- Būtina, kad sumontuotų specialistas.
- Atjunkite akumulatoriaus įžeminimo laidą.
- Tam, kad išvengtumėte įvado apgadinimo, saugokite, kad laidai nesiliestų prie aštrių briaunų.
- Sumontuokite dalis taip, kaip pavaizduota iliustracijoje.
- Prijunkite akumulatorių.
- Į vietas įdėkite skydelius, patikrinkite, ar laidų šarvai ir kiti komponentai yra savo vietose ir gerai pritvirtinti.

**SL**

- Potrebna je strokovna montaža.
- Odklopite ozemljitveni kabel akumulatorja.
- Da preprečite poškodbe kableskega snopa, preprečite stik z ostrimi robovi.
- Dele namestite, kot je prikazano na slikah.
- Ponovno priklopite akumulator.
- Ponovno montirajte panele in zagotovite, da so kabelski snop in druge komponente nameščene varno.

**PL**

- Konieczny montaż przez warsztat specjalistyczny.
- Odłączyć przewód masy od akumulatora.
- Dla zapobieżenia uszkodzeniu izolacji chronić przed zetknięciem z ostrymi krawędziami.
- Zamontować części zgodnie z rysunkiem.
- Ponownie podłączyć akumulator.
- Na powrót osadzić osłony; zadbać aby wiązka kablowa i inne części były właściwie i dokładnie ułożone.

**RU**

- Монтаж должны выполнять специалисты в мастерской
- Отсоединить заземляющий кабель аккумулятора
- Во избежание повреждений изоляции кабеля не допускать соприкосновения с острыми углами
- Монтировать части согласно иллюстрации
- Снова подключить аккумулятор
- Установить панель, проверить правильность и точность расположения кабелей и других частей.

**BG**

- Изисква се поставяне от специалист.
- Откачете заземяващия кабел на акумулатора.
- За избягване на повреди по кабелния сноп се уверете, че няма контакт с остри ръбове.
- Монтирайте частите според показаното на илюстрацията.
- Свържете отново акумулатора.
- Поставете отново панелите, уверете се, че кабелният сноп и останалите компоненти са разположени подредено и надеждно.

**LV**

- Nepieciešami īpaši saliekamie elementi.
- Atvienojiet akumulatora zemējuma vadu.
- Lai nesabojātu elektroinstalāciju, nepieskarīties tai ar asiem priekšmetiem.
- Uzstādiet detaļas, kā parādīts attēlos.
- Pievienojiet akumulatoru.
- Uzlieciet paneļus, raugīties, lai elektroinstalācija un citas daļas būtu kārtīgi un stingri nofiksētas.

**RO**

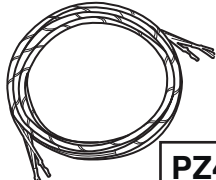
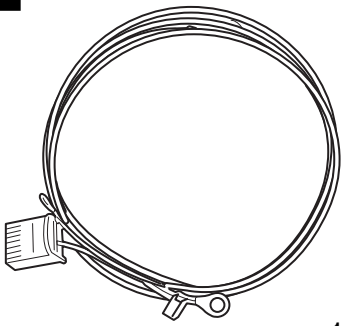

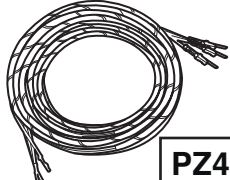


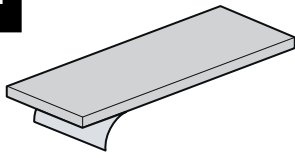
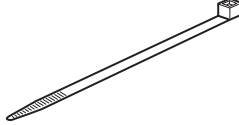
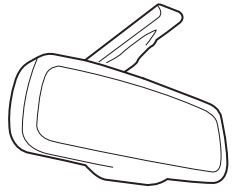
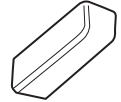
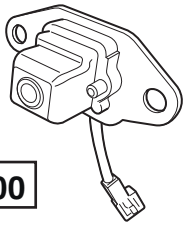
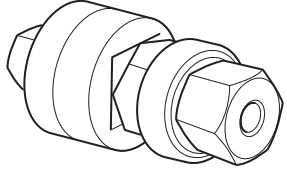

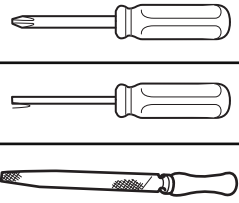

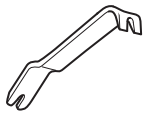


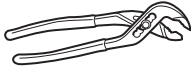

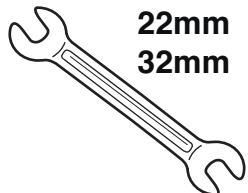
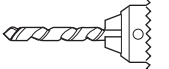

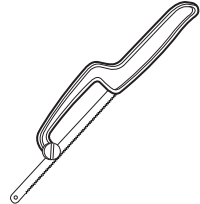
- Este necesară instalarea de către un specialist.
- Deconectați cablul de împământare a bateriei.
- Pentru a evita deteriorarea cablajului, evitați contactul cu muchiile ascuțite.
- Montați componentele așa cum este prezentat în figură.
- Reconectați bateria
- Reinstalați panourile, aveți grijă de plasarea îngrijită și în condiții de siguranță a cablajului și a celorlalte componente.

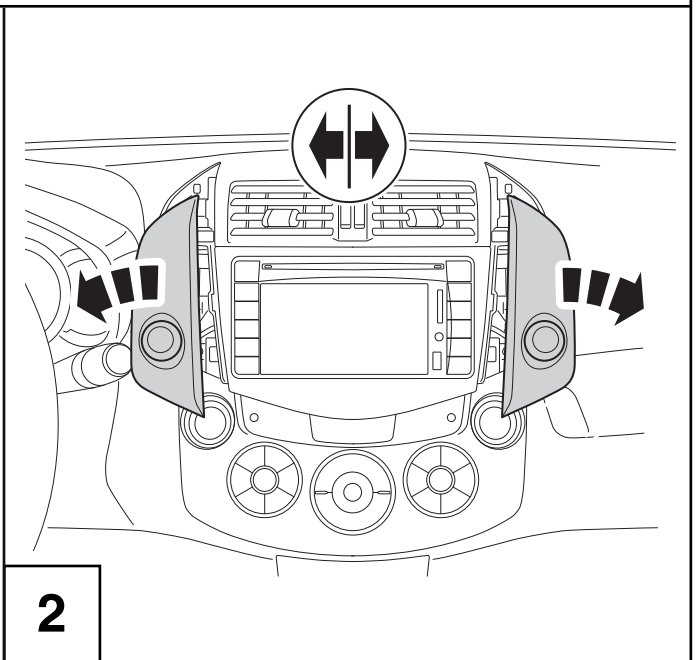
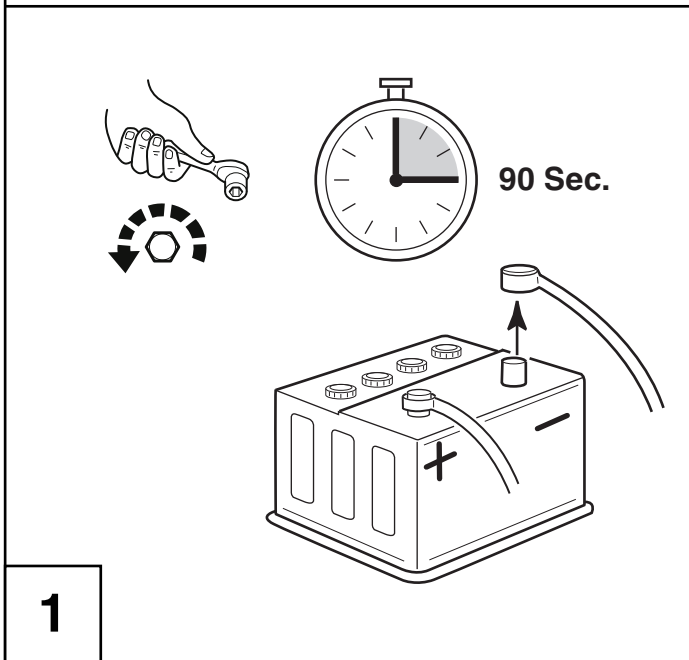
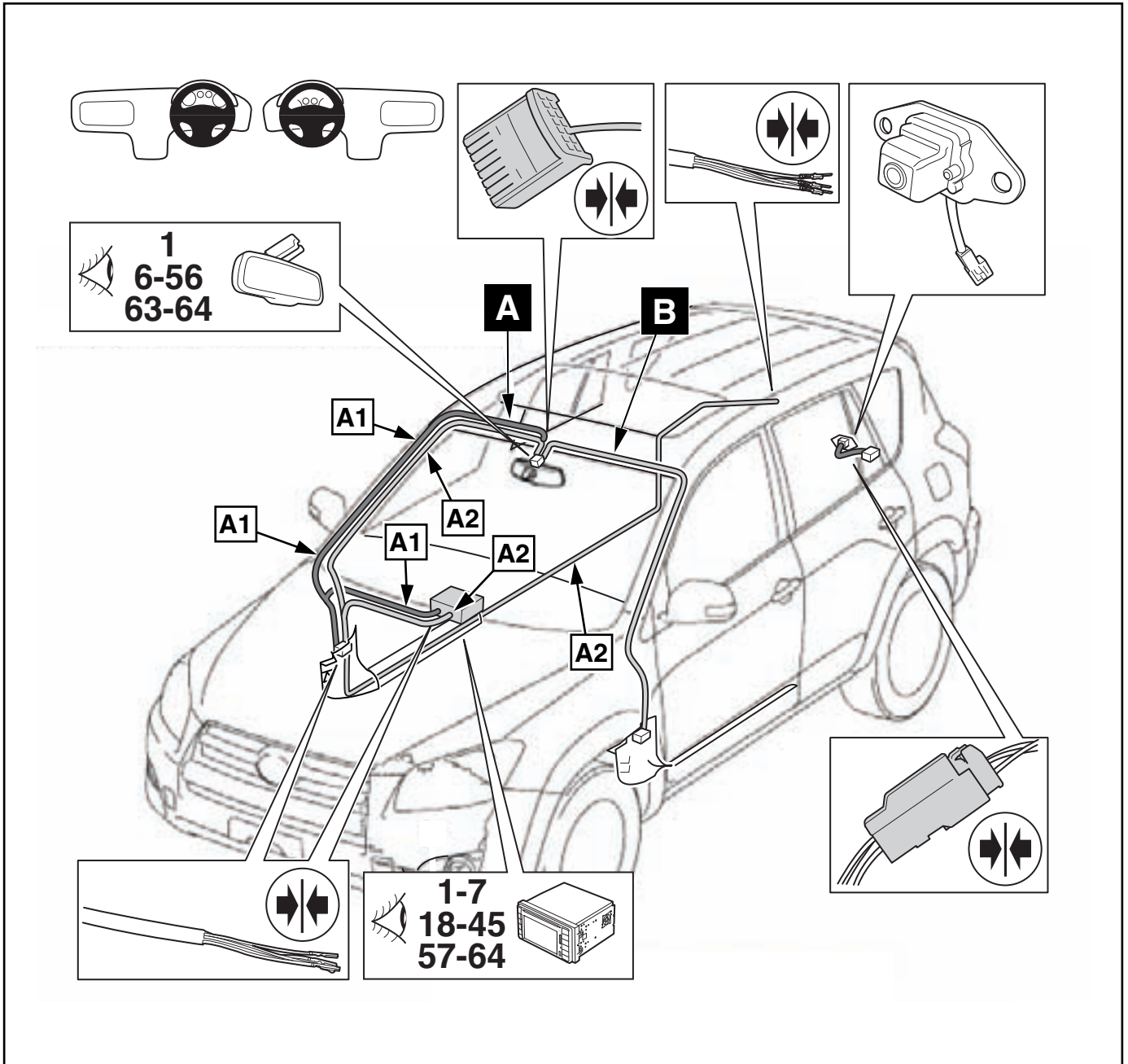
**SK**

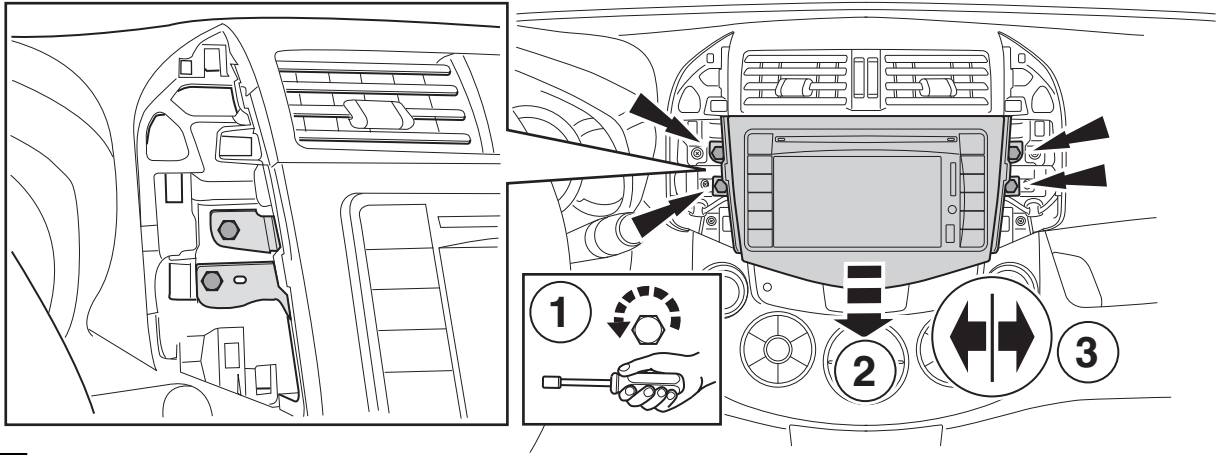
- Vyžaduje sa profesionálne vybavenie.
- Odpojte zemniaci vodič akumulátora.
- Káblové zväzky sa nesmú dotýkať ostrých okrajov, aby sa nepoškodili.
- Dielce založte tak, ako je znázornené na obrázkoch.
- Znovu zapojte akumulátor.
- Založte panely a uistite sa, že káblové zväzky a iné dielce sú bezpečne a prehľadne uložené.

|           | EN             | DE          | ES              | FR           | IT              | PT                 | NL          | DA          | NO          | SV          | FI              | CS             |
|-----------|----------------|-------------|-----------------|--------------|-----------------|--------------------|-------------|-------------|-------------|-------------|-----------------|----------------|
| <b>L</b>  | Blue           | Blau        | Azul            | Bleu         | Blu             | Azul               | Blauw       | Blå         | Blå         | Blå         | Sininen         | Modrá          |
| <b>B</b>  | Black          | Schwarz     | Negro           | Noir         | Nero            | Preto              | Zwart       | Sort        | Sort        | Svart       | Musta           | Černá          |
| <b>BR</b> | Brown          | Braun       | Marrón          | Marron       | Marrone         | Castanho           | Bruin       | Brun        | Brun        | Brun        | Ruskea          | Hnědá          |
| <b>DL</b> | Dark blue      | Dunkelblau  | Azul oscuro     | Bleu foncé   | Blu scuro       | Azul-escuro        | Donkerblauw | Mørkeblå    | Mørkeblå    | Mörkblå     | Tummansininen   | Tmavomodrá     |
| <b>DG</b> | Dark green     | Dunkelgrün  | Verde oscuro    | Vert foncé   | Verde scuro     | Verde-escuro       | Donkergroen | Mørkegrøn   | Mørkegrønn  | Mörkgrön    | Tummanvihreä    | Tmavozelená    |
| <b>G</b>  | Green          | Grün        | Verde           | Vert         | Verde           | Verde              | Groen       | Grøn        | Grønn       | Grön        | Vihreä          | Zelená         |
| <b>GR</b> | Grey           | Grau        | Gris            | Gris         | Grigio          | Cinzeno            | Grijs       | Grå         | Grå         | Grå         | Harmaa          | Šedá           |
| <b>LB</b> | Light blue     | Hellblau    | Azul claro      | Bleu clair   | Blu chiaro      | Azul-claro         | Lichtblauw  | Lyseblå     | Lyseblå     | Ljusblå     | Vaaleansininen  | Bleděmodrá     |
| <b>LG</b> | Light green    | Hellgrün    | Verde claro     | Vert clair   | Verde chiaro    | Verde-claro        | Lichtgroen  | Lysegrøn    | Lysegrønn   | Ljusgrön    | Vaaleanvihreä   | Světlezelená   |
| <b>NO</b> | Natural colour | Naturfarben | Color natural   | Nature       | Colori naturali | Cores naturais     | Naturel     | Naturfarvet | Naturfarger | Naturfärger | Luonnonväri     | Přírodní barva |
| <b>O</b>  | Orange         | Orange      | Naranja         | Orange       | Arancione       | Laranja            | Oranje      | Orange      | Orange      | Orange      | Oranssi         | Oranžová       |
| <b>P</b>  | Pink           | Rosa        | Rosa            | Rose         | Rosa            | Rosa               | Rosé        | Rosa        | Rosa        | Rosa        | Rosa            | Růžová         |
| <b>R</b>  | Red            | Rot         | Rojó            | Rouge        | Rosso           | Vermelho           | Rood        | Rød         | Rød         | Röd         | Punainen        | Červená        |
| <b>PU</b> | Purple         | Purpur      | Púrpura         | Pourpre      | Rosso porpora   | Púrpura            | Paars       | Purpur      | Purpur      | Purpur      | Purppura        | Purpurová      |
| <b>SB</b> | Sky blue       | Himmelblau  | Azul cielo      | Bleu ciel    | Celeste         | Azul-céu           | Hemelsblauw | Himmelblå   | Himmelblå   | Himmelsblå  | Taivaansininen  | Blankytná      |
| <b>T</b>  | Yellow brown   | Gelbbraun   | Amarillo-marrón | Marron-jaune | Giallomarrone   | Castanho-amarelado | Geelbruin   | Gulbrun     | Gulbrun     | Gulbrun     | Keltaisenruskea | Žlutohnědá     |
| <b>W</b>  | White          | Weiß        | Blanco          | Blanc        | Bianco          | Branco             | Wit         | Hvid        | Hvit        | Vit         | Valkoinen       | Bílá           |
| <b>Y</b>  | Yellow         | Gelb        | Amarillo        | Jaune        | Giallo          | Amarelo            | Geel        | Gul         | Gul         | Gul         | Keltainen       | Žlutá          |
| <b>V</b>  | Violet         | Violett     | Violeta         | Violet       | Viola           | Violeta            | Violet      | Violet      | Fiolett     | Violett     | Violett         | Fialová        |

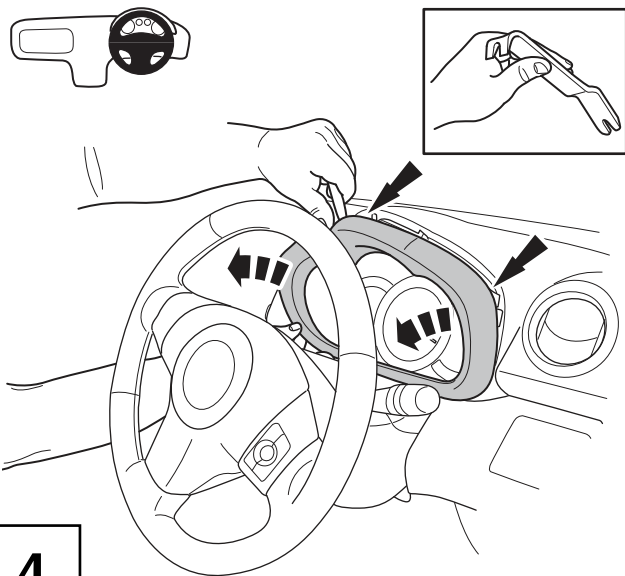
|           | HU                | PL              | EL              | RU               | TR              | BG             | ET           | LV            | LT              | RO               | SL            | SK             |
|-----------|-------------------|-----------------|-----------------|------------------|-----------------|----------------|--------------|---------------|-----------------|------------------|---------------|----------------|
| <b>L</b>  | Kék               | Niebieska       | Μπλε            | Синий            | Mavi            | Синьо          | Sinine       | Zils          | Mélyna          | Albastru         | Modra         | Modrá          |
| <b>B</b>  | Fekete            | Czarna          | Μαύρο           | Чёрный           | Siyah           | Черно          | Must         | Melns         | Juoda           | Negru            | Črna          | Čierna         |
| <b>BR</b> | Barna             | Brazowa         | Καφέ            | Коричневый       | Kahverengi      | Καφяво         | Pruun        | Brūns         | Ruda            | Maro             | Rjava         | Hnedá          |
| <b>DL</b> | Sötétkék          | Granatowa       | Σκούρο μπλε     | Тёмно-синий      | Koyu mavi       | Тъмносиньо     | Tumesinine   | Tumši zils    | Tamsiai mélyna  | Albastru închis  | Temno modra   | Tmavomodrá     |
| <b>DG</b> | Sötétzöld         | Ciemnozielona   | Σκούρο πράσινο  | Тёмно-зелёный    | Koyu yesil      | Тъмнозелено    | Tumeroheline | Tumši zaļš    | Tamsiai žalia   | Verde închis     | Temno zelena  | Tmavozelená    |
| <b>G</b>  | Zöld              | Zielona         | Πράσινο         | Зелёный          | Yeşil           | Зелено         | Roheline     | Zaļš          | Žalia           | Verde            | Zelena        | Zelená         |
| <b>GR</b> | Szürke            | Szara           | Γκρι            | Серый            | Gri             | Сиво           | Hall         | Pelėks        | Pilka           | Gri              | Siva          | Sivá           |
| <b>LB</b> | Világoskék        | Jasniebieska    | Ανοιχτό μπλε    | Голубой          | Acik mavi       | Светлосиньо    | Helesinine   | Gaiši zils    | Šviesiai mélyna | Albastru deschis | Svetlo modra  | Svetlomodrá    |
| <b>LG</b> | Világoszöld       | Jasnozielona    | Ανοιχτό πράσινο | Светло-зелёный   | Acik yesil      | Светлозелено   | Heleroheline | Gaiši zaļš    | Šviesiai žalia  | Verde deschis    | Svetlo zelena | Svetlozelená   |
| <b>NO</b> | Természetes színű | Barwy naturalne | Φυσικά χρώματα  | Телесный         | Nötr            | Естествен цвят | Värvitu      | Dabiska krāsa | Natūrali spalva | Culoare naturală | Naravna barva | Přírodní farba |
| <b>O</b>  | Narancs           | Pomarańczowa    | Πορτοκαλί       | Оранжевый        | Turuncu         | Оранжево       | Oranž        | Oranžs        | Oranžinē        | Portocaliu       | Oranžna       | Oranžová       |
| <b>P</b>  | Rózsaszín         | Różowa          | Ροζ             | Розовый          | Pembe           | Розово         | Roosa        | Rozā          | Rožinē          | Roz              | Roza          | Růžová         |
| <b>R</b>  | Piros             | Czerwona        | Κόκκινο         | Красный          | Kırmızı         | Червено        | Punane       | Sarkans       | Raudona         | Roşu             | Rdeča         | Červená        |
| <b>PU</b> | Bíborvörös        | Purpurowa       | Πορφύρο         | Пурпурный        | Mor             | Пурпурно       | Tumepunane   | Purpursarkans | Purpurinē       | Mov              | Škrlatna      | Purpurová      |
| <b>SB</b> | Égszínkék         | Bękitna         | Γαλάζιο         | Небесно-голубой  | Gök mavisi      | Небесносиньо   | Taevasinine  | Debeszils     | Žydra           | Azuriu           | Nebesno modra | Azírová        |
| <b>T</b>  | Sárgásbarna       | Żółtobrazowa    | Κίτρινοκαφέ     | Жёлто-коричневый | Sarı kahverengi | Жълтокафяво    | Kollanepruun | Dzeltenbrūns  | Gelsvai ruda    | Galben-maró      | Rumeno java   | Žltohnědá      |
| <b>W</b>  | Fehér             | Biała           | Λευκό           | Белый            | Beyaz           | Бяло           | Valge        | Balts         | Balta           | Alb              | Bela          | Biela          |
| <b>Y</b>  | Sárga             | Żółta           | Κίτρινο         | Жёлтый           | Sarı            | Жълто          | Kollane      | Dzeltens      | Geltona         | Galben           | Rumena        | Žltá           |
| <b>V</b>  | Ibolyakék         | Fioletowa       | Μοβν            | Фиолетовый       | Menekşe         | Виолетово      | Lilla        | Violets       | Violetinē       | Violet           | Vijolična     | Fialová        |

|   |  |  |   |   |   |
|---|--|--|---|---|---|
| <b>A</b><br><br><b>A1</b><br><b>PZ417-X0140-00</b><br>1x | <b>B</b><br><br>1x   | <b>C</b><br><br>1x        |   |   |   |
| <b>A2</b><br><br><b>PZ417-X0141-00</b><br>1x             | <b>D</b><br><br>1x  | <b>E</b><br><br>1x          |   |   |   |
| <b>F</b><br><br>4x                                     |  |  |   |   |   |
| <b>G</b><br><br>20x                                     |  |  |   |   |   |
| <br><b>87810-04030</b>                                 | <br><b>87818-04010</b>  |  |   |   |   |
| <br><b>PZ473-X0140-00</b>                              | <br><b>Greenlee 60050</b>   |  |   |   |   |
|    |   | <br><b>PZ448-CPRI1-40</b> |                           | <br><b>10mm<br/>13mm</b> |   |
|    | <br> | <br><b>22mm<br/>32mm</b>  | <br><b>Ø 3mm<br/>Ø 8mm</b> | <br><b>Ø 14.5mm</b>      |  |

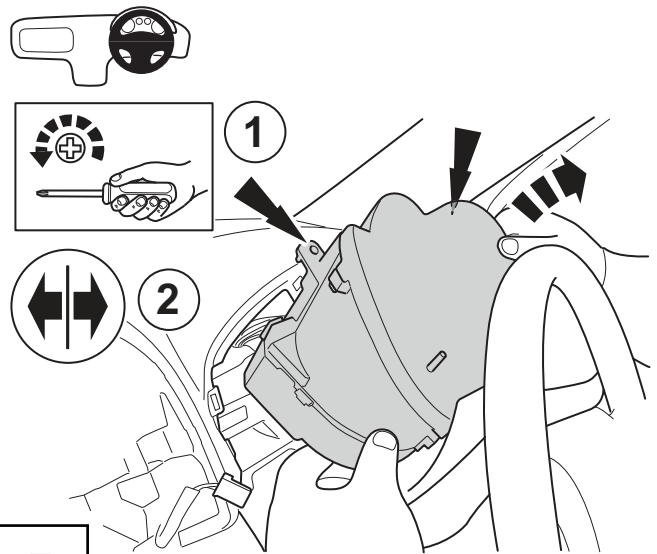




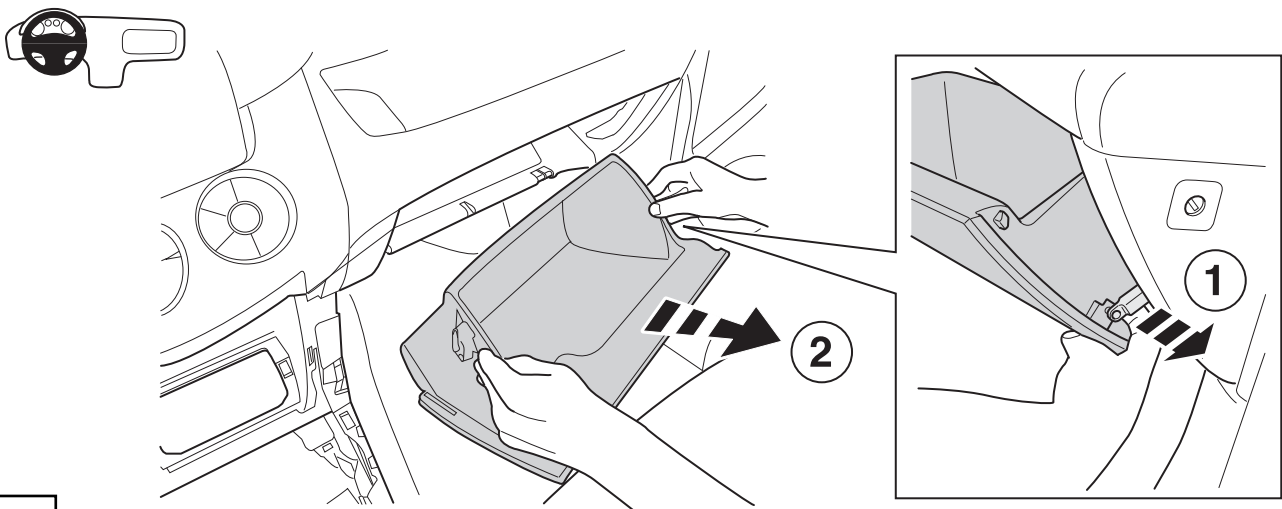
**3**



**4**

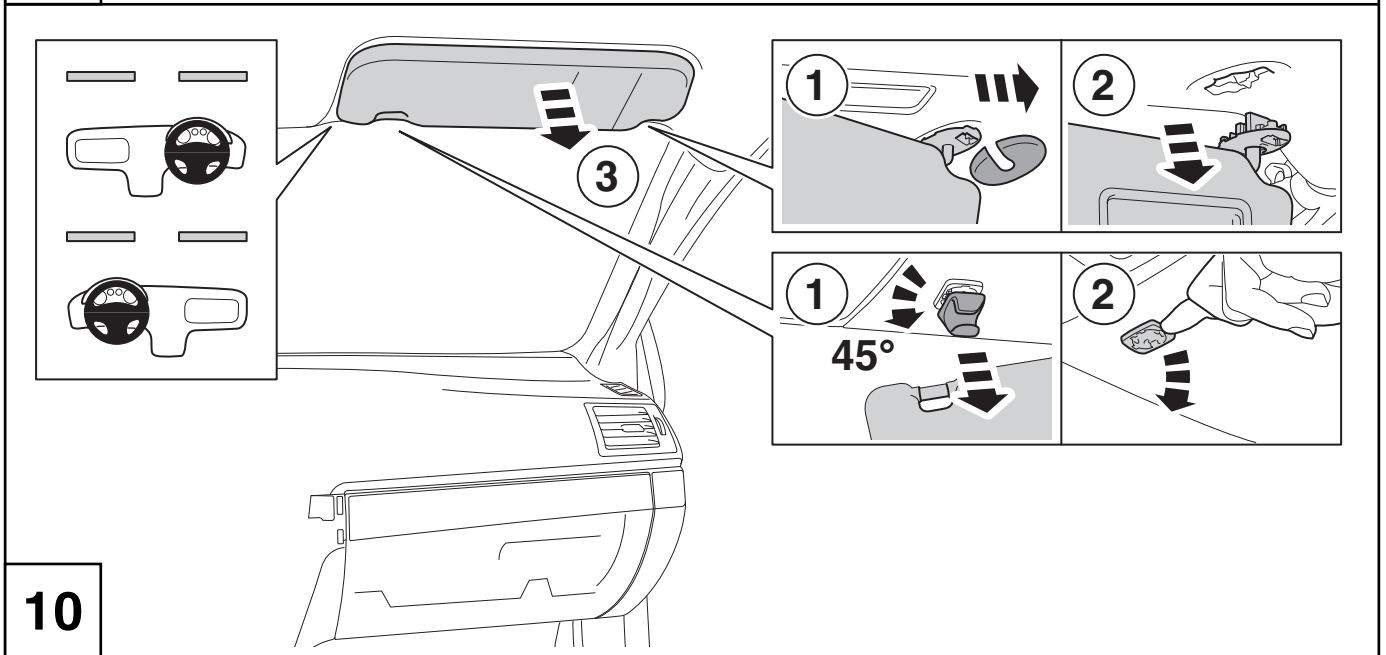
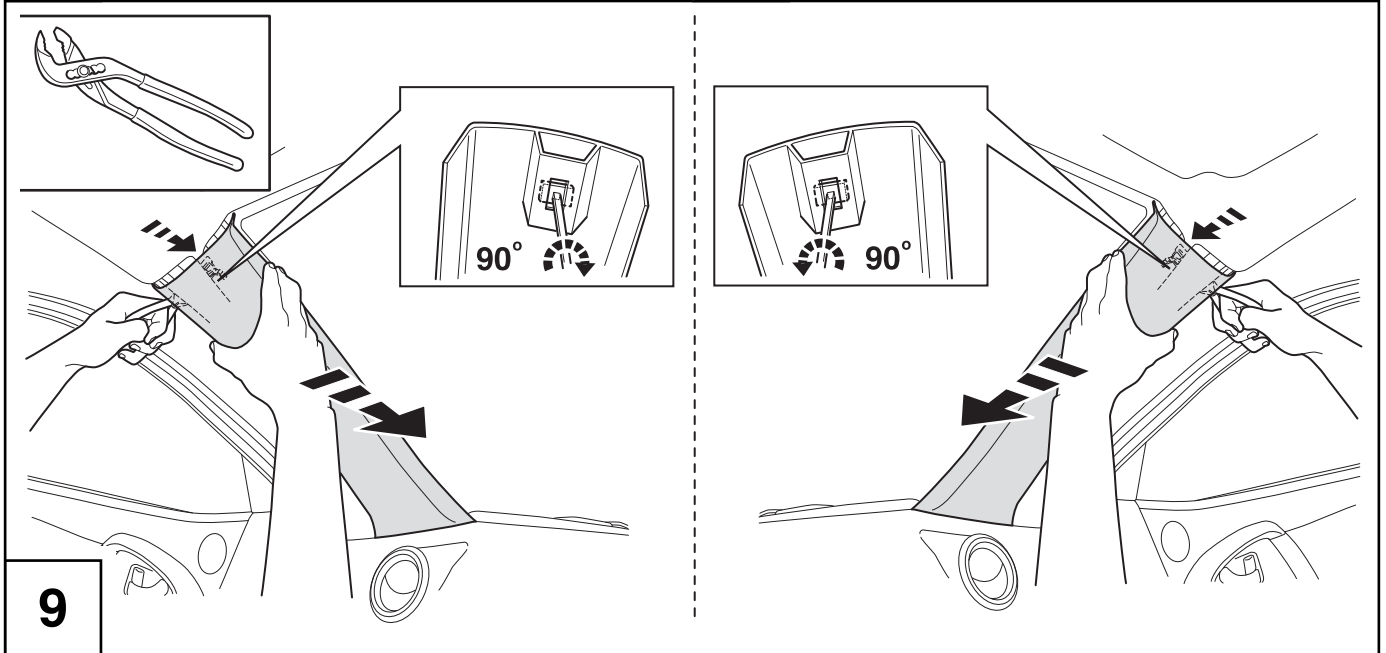
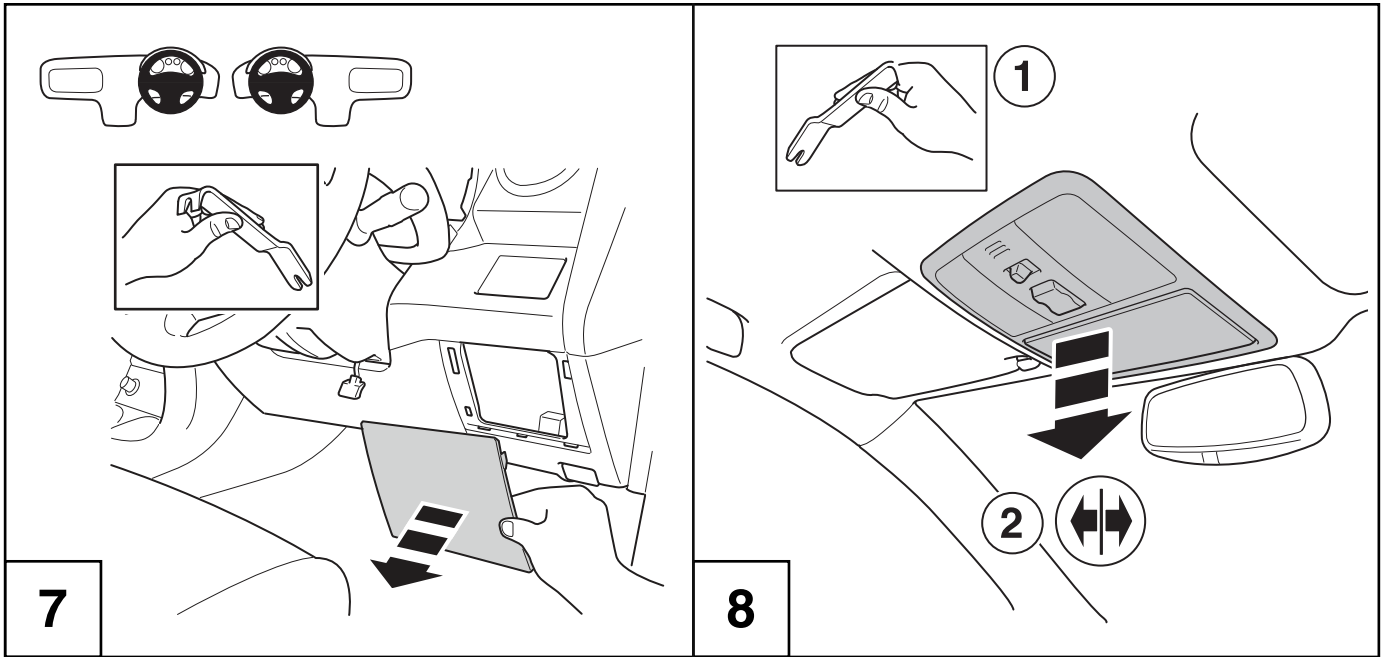


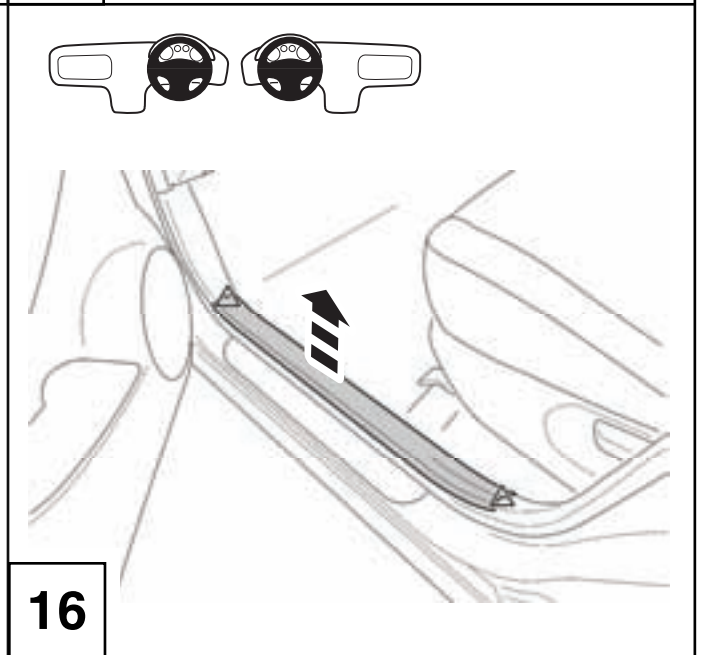
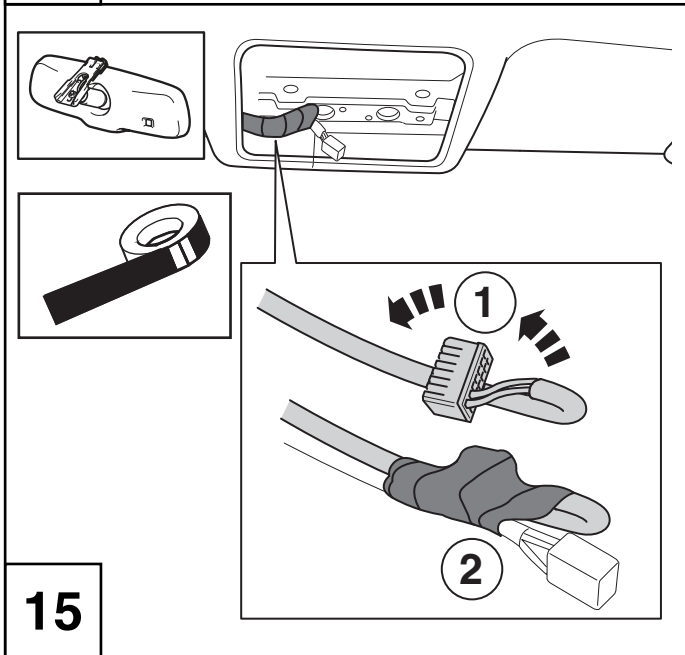
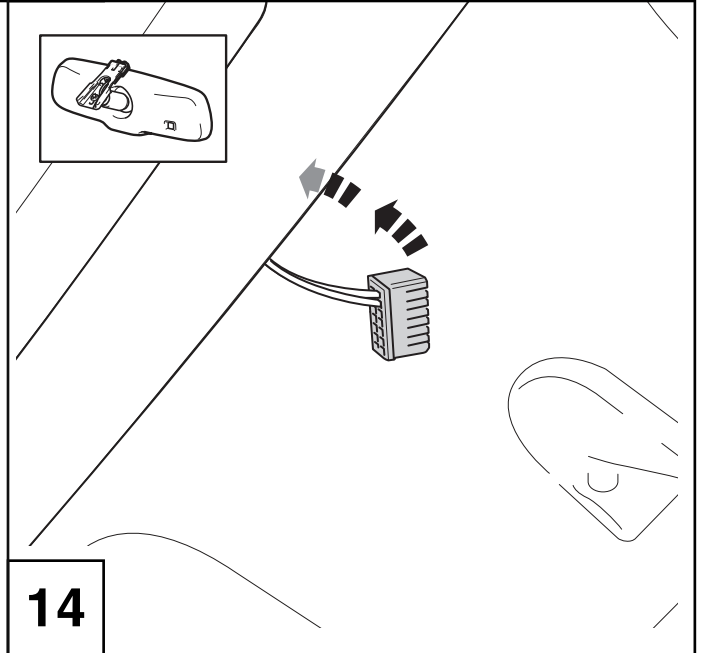
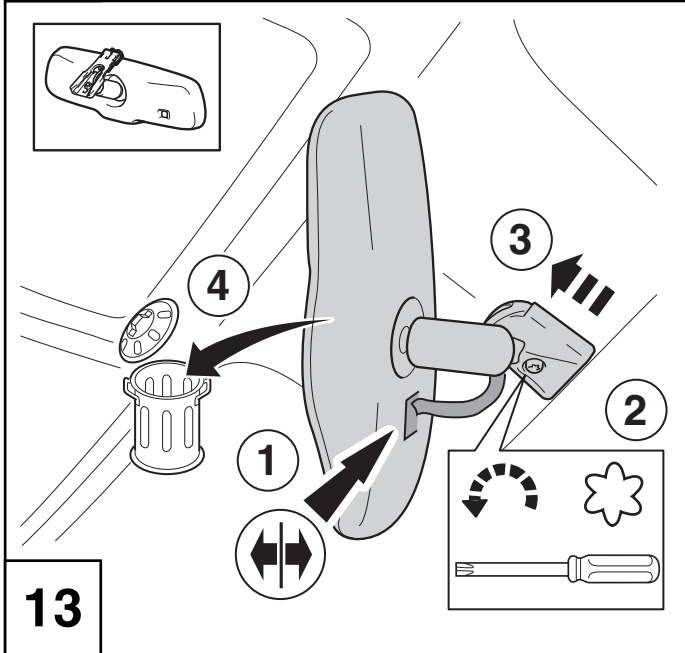
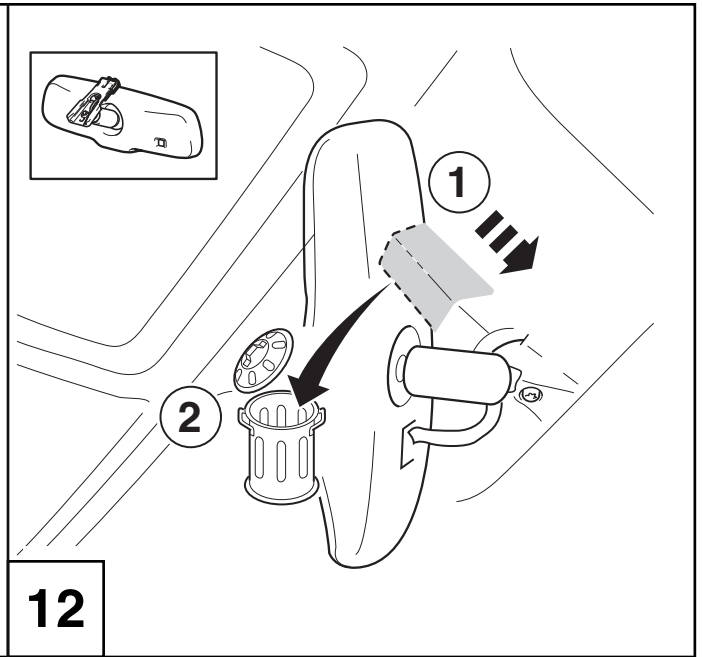
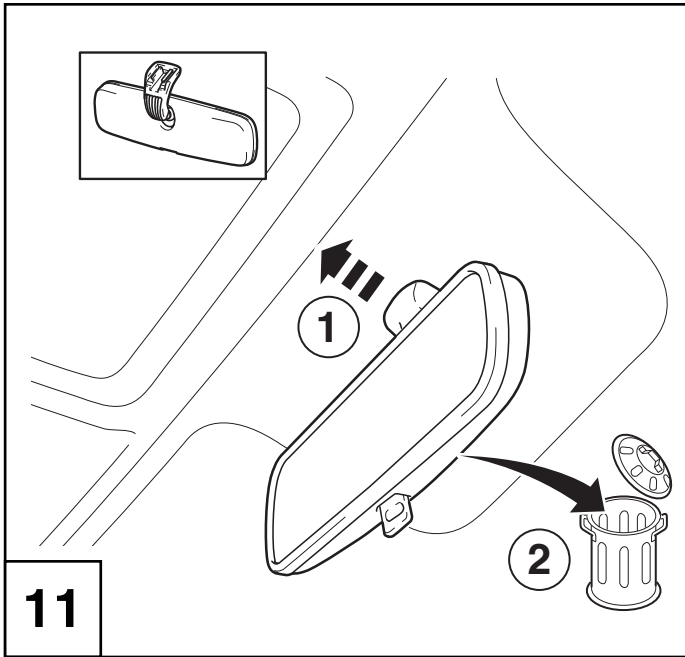
**5**

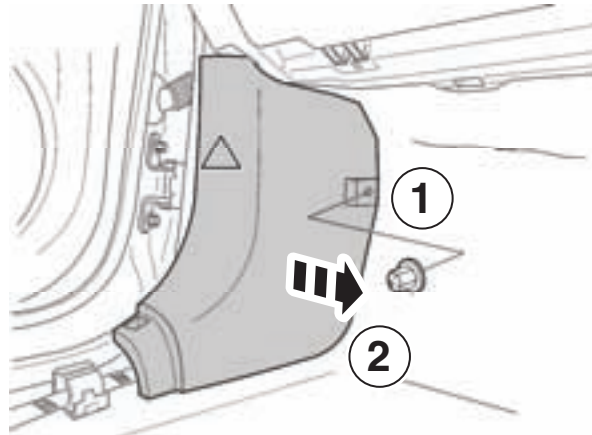


**6**

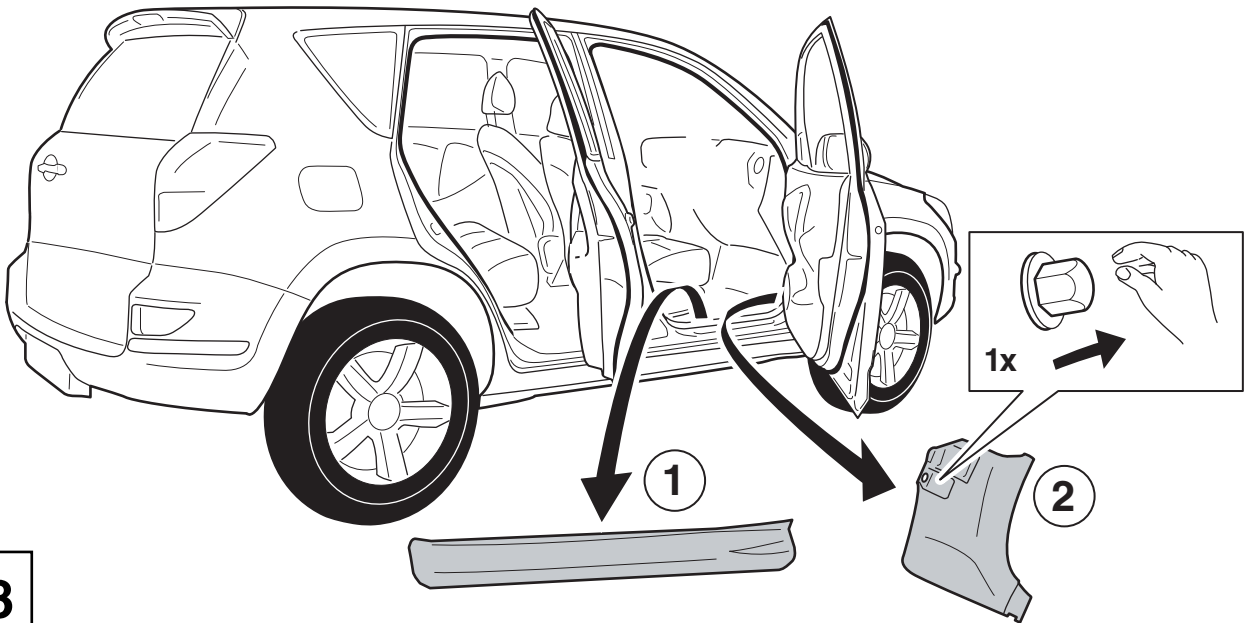




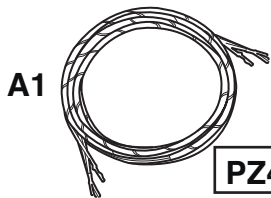




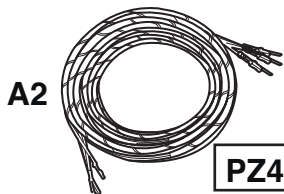
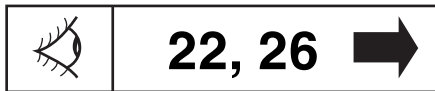
17



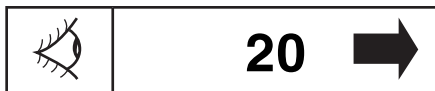
18



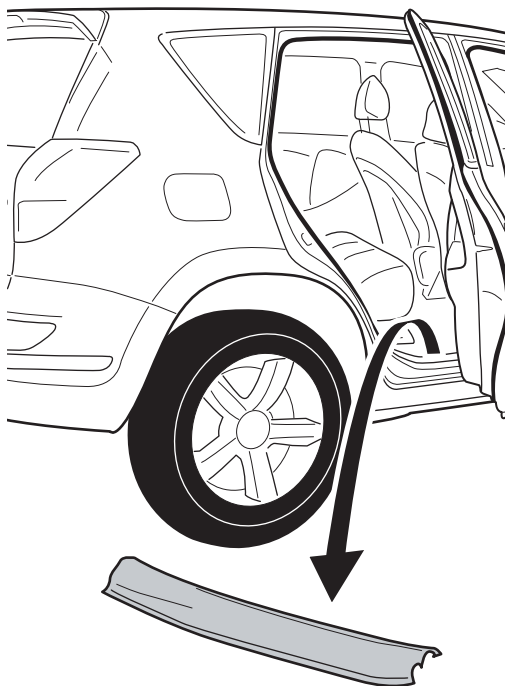
PZ417-X0140-00



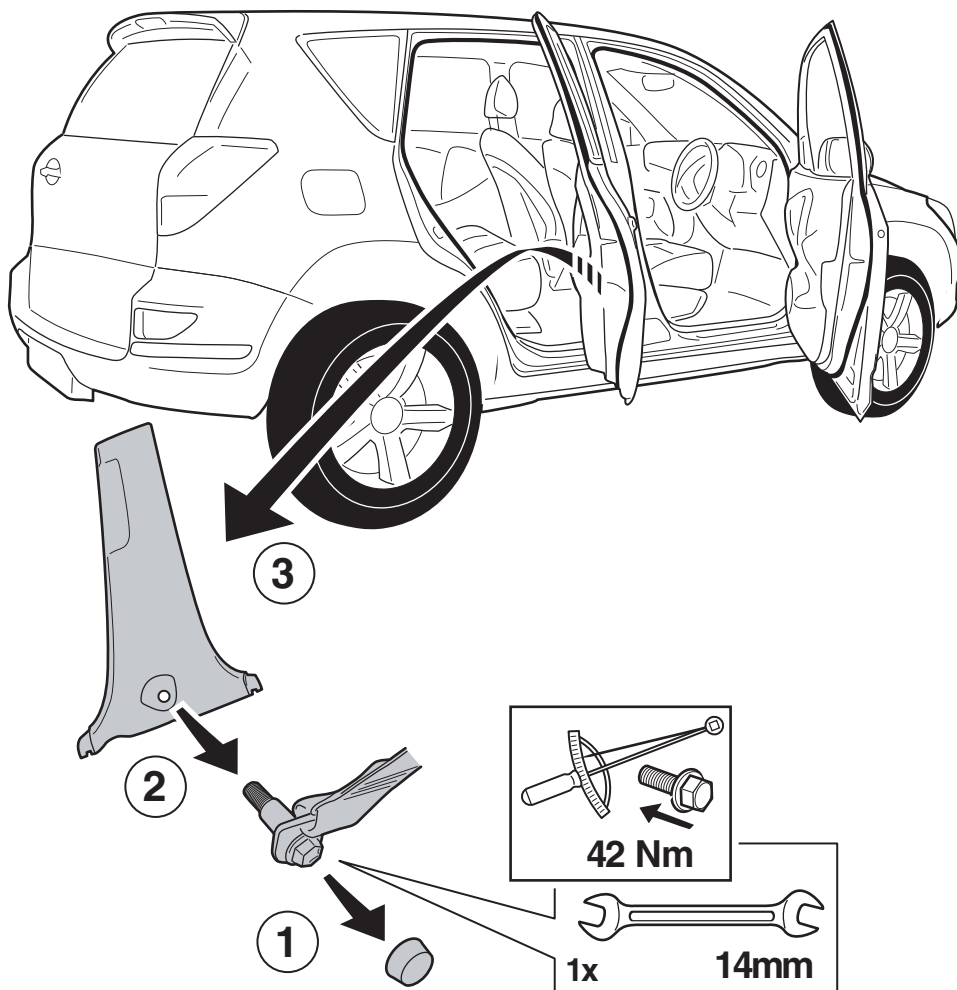
PZ417-X0141-00



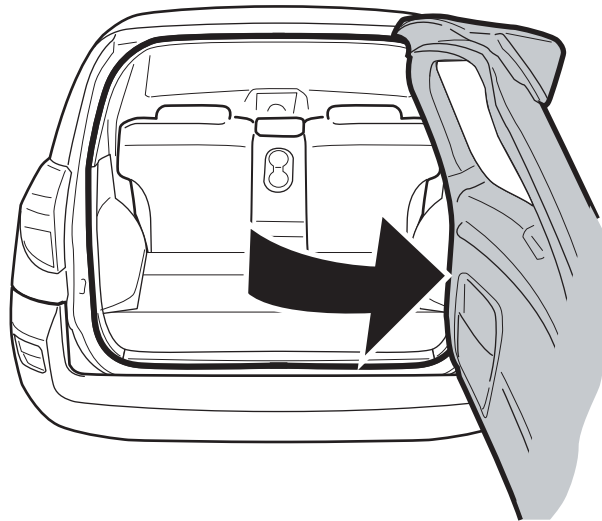
19



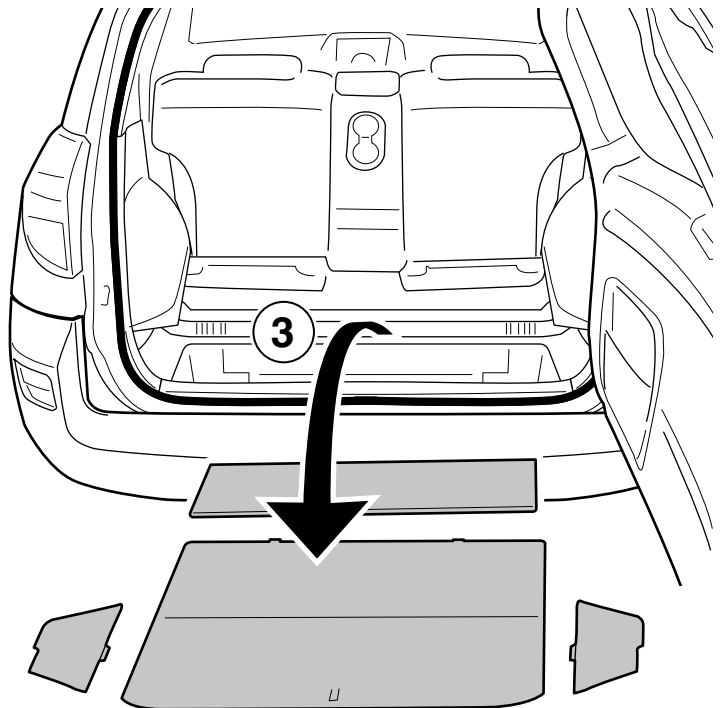
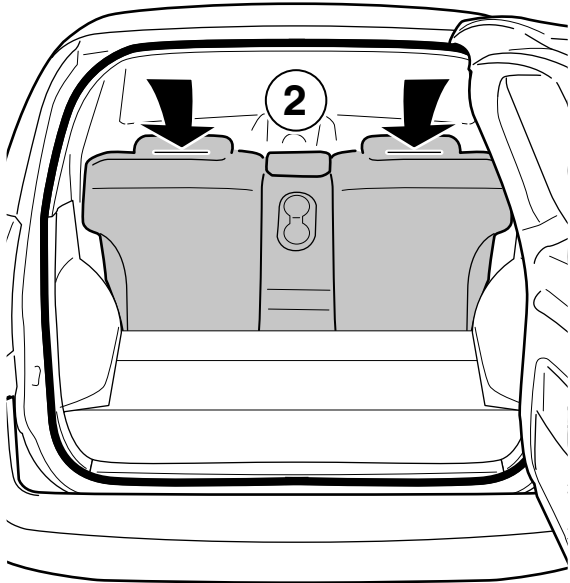
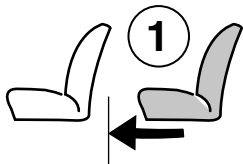
20



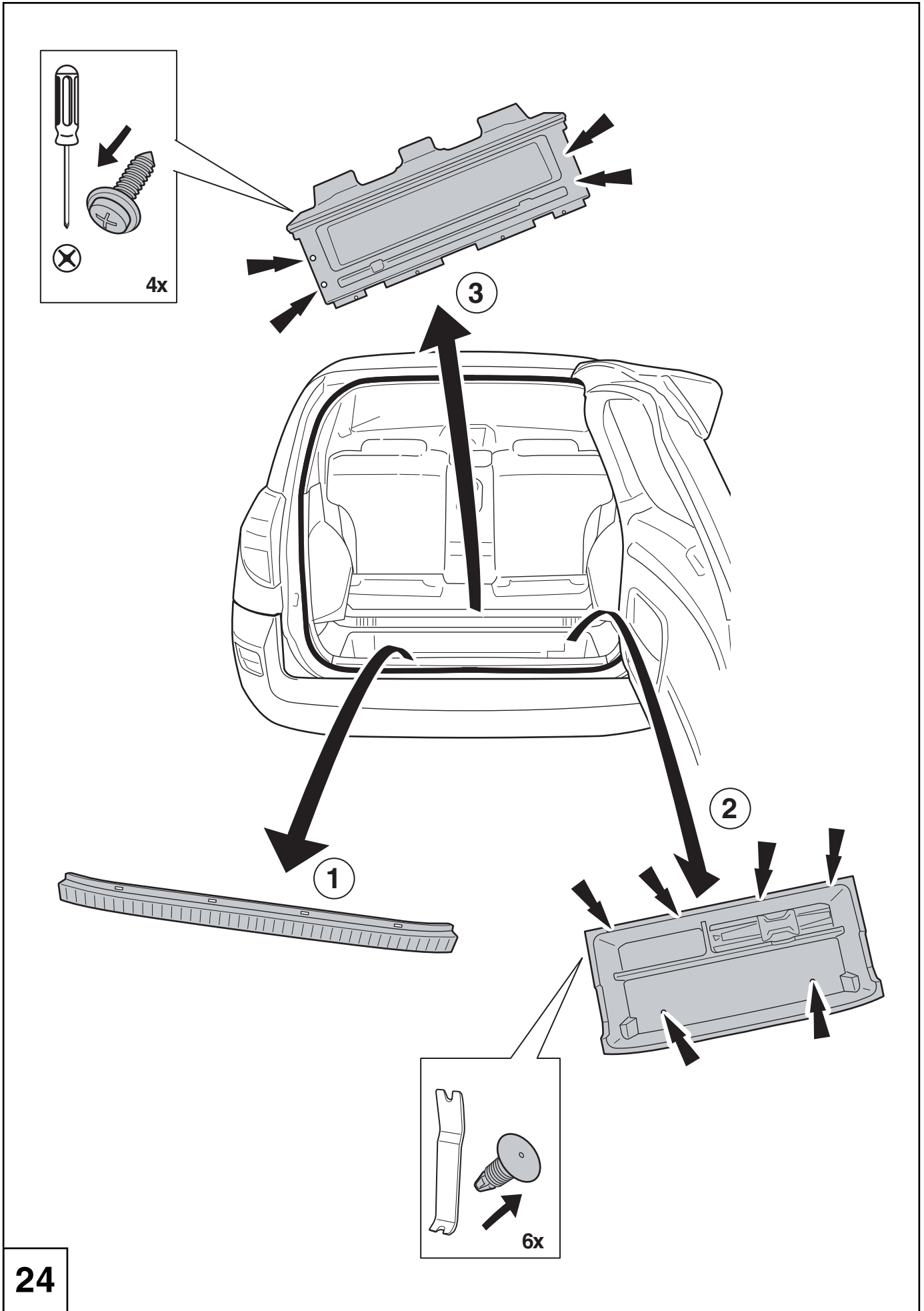
21

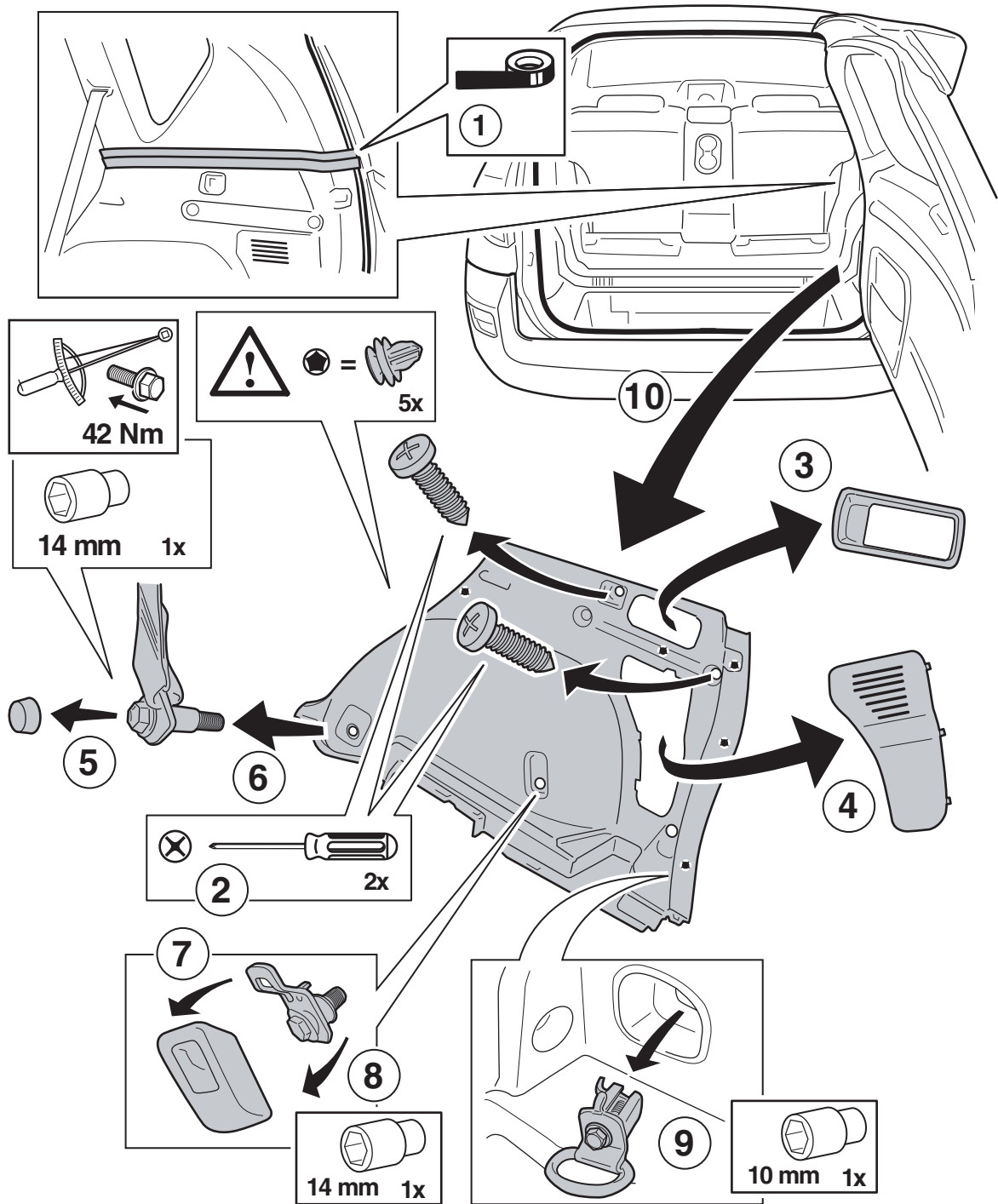


22

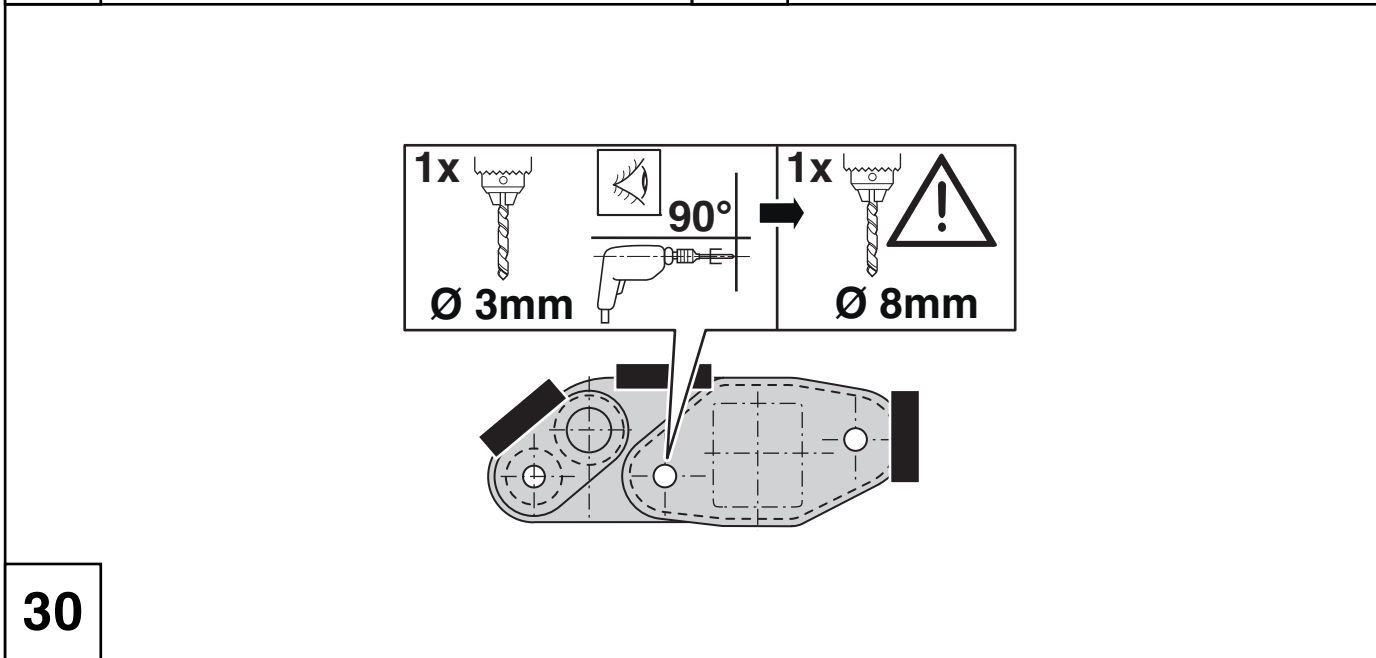
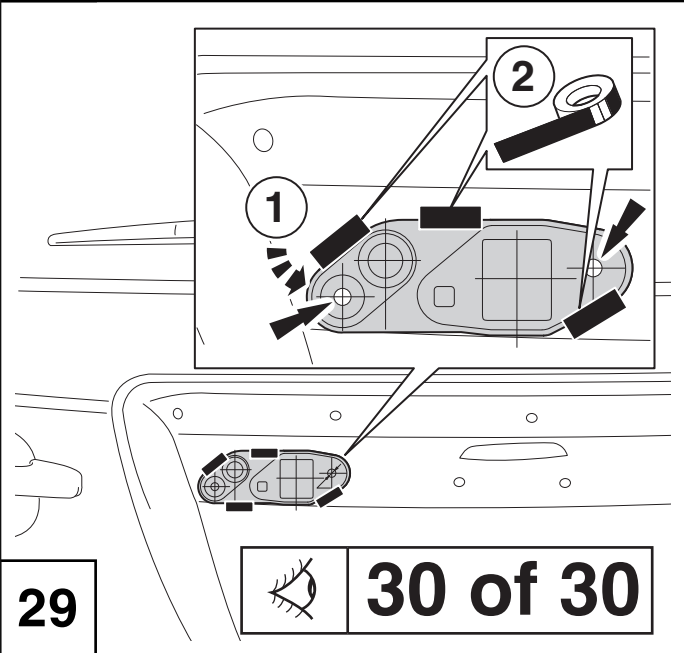
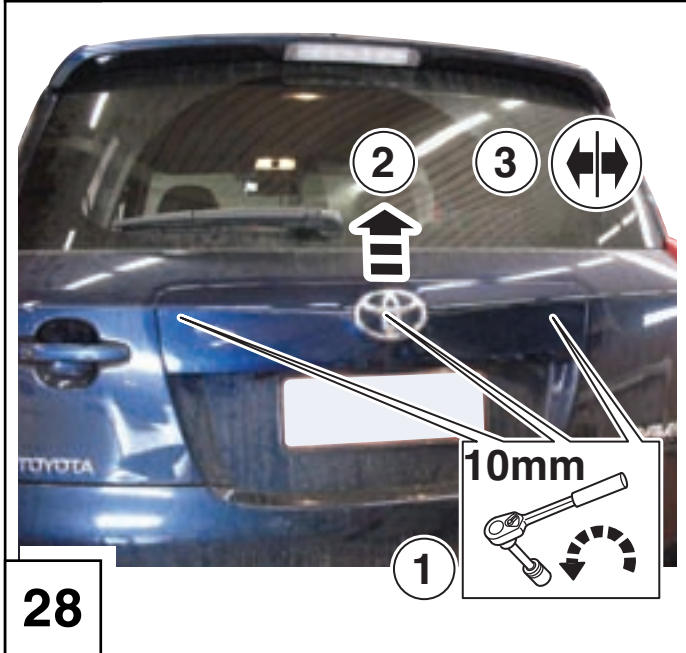



23

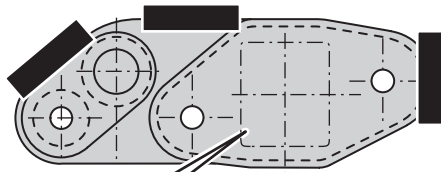
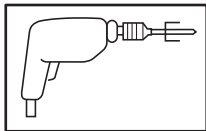
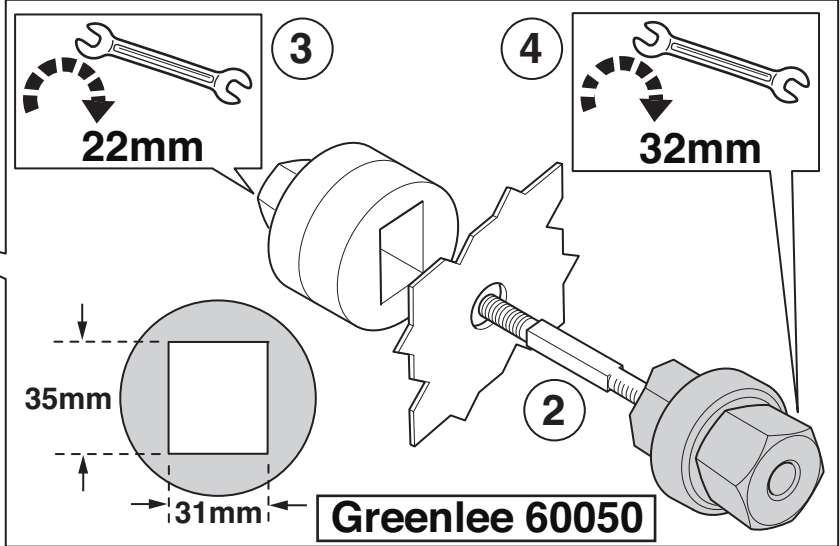
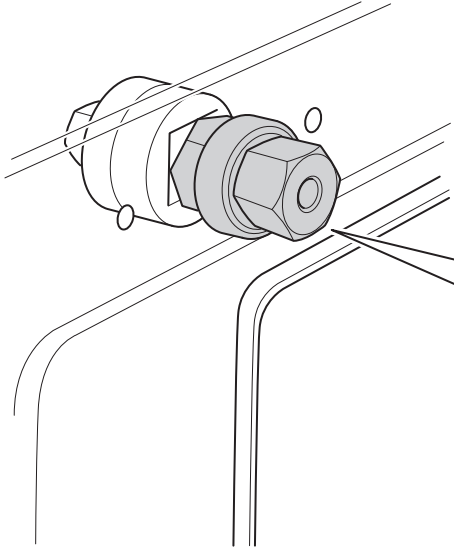

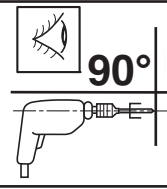
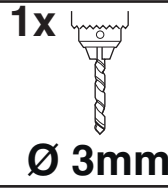
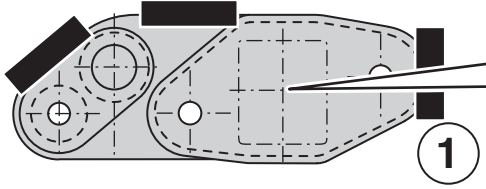
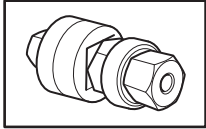




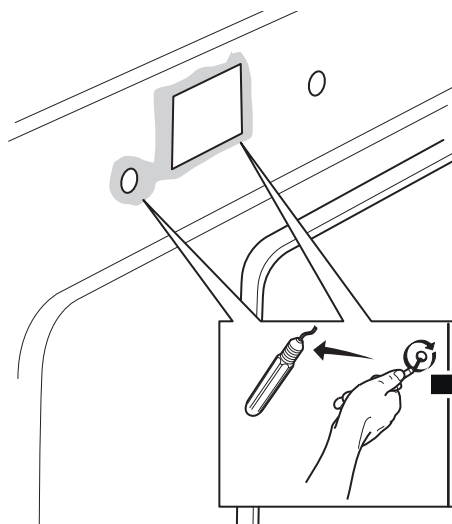
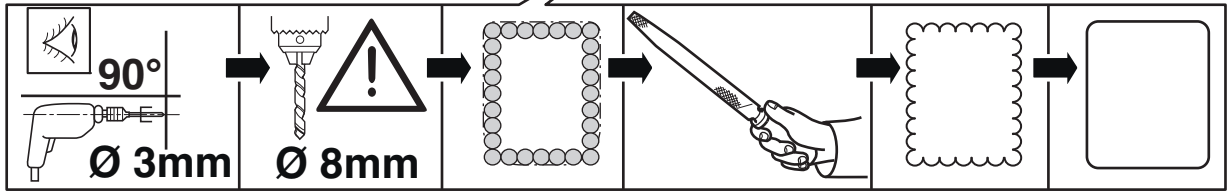




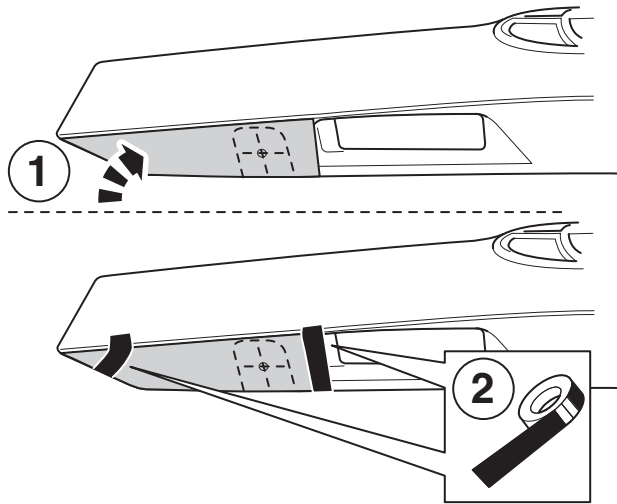




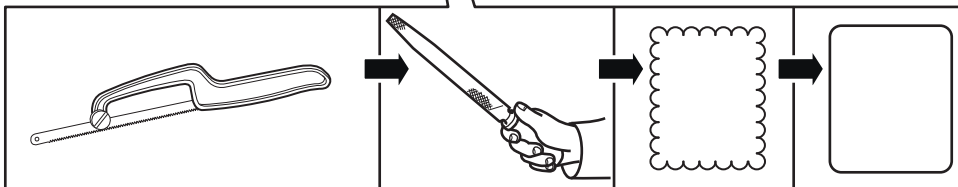
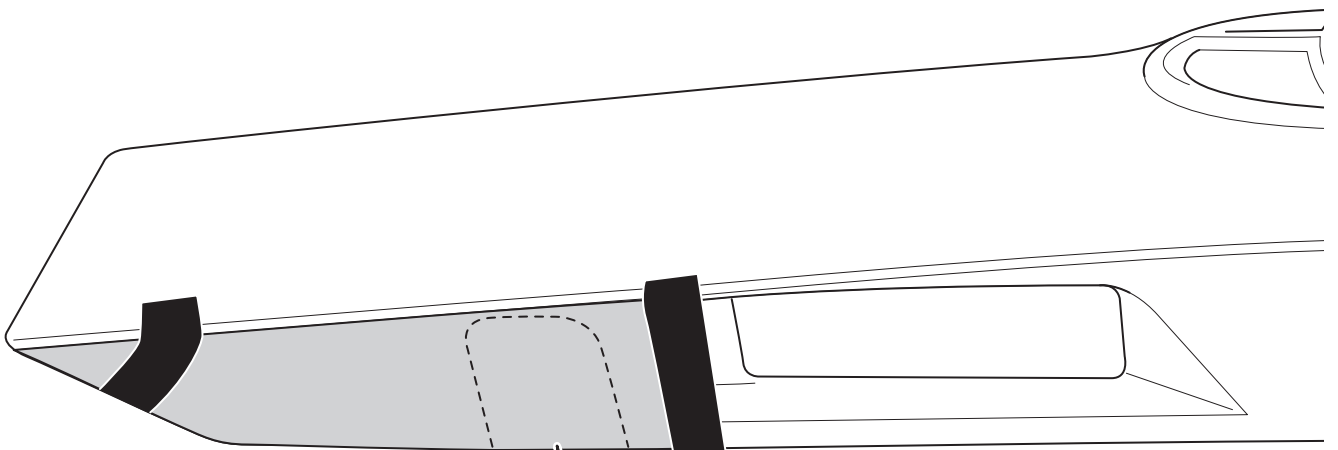
31



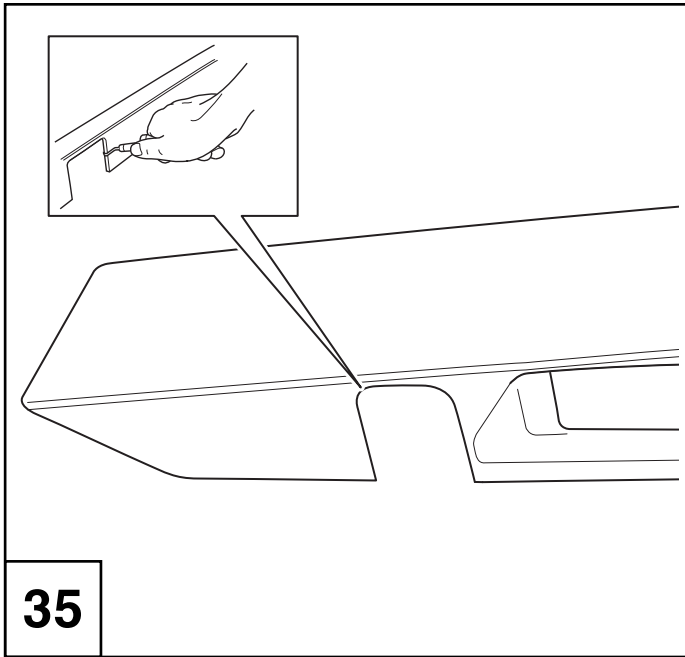
32



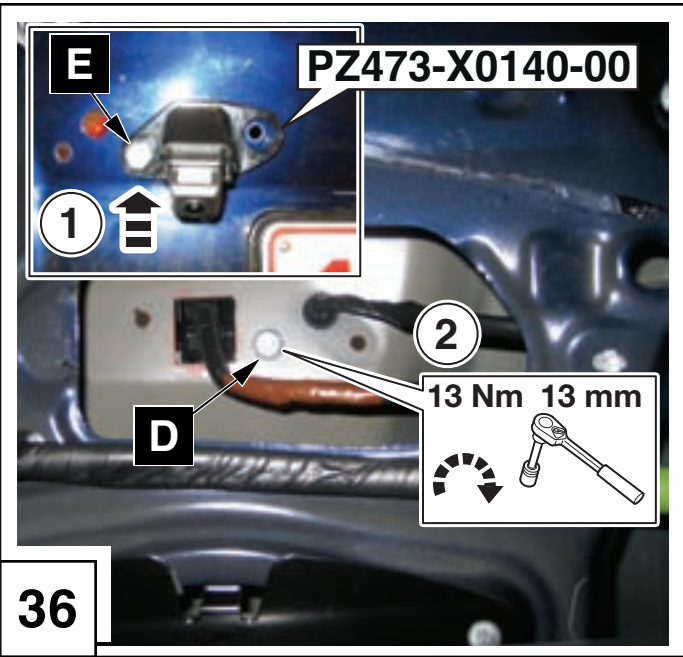
33




34



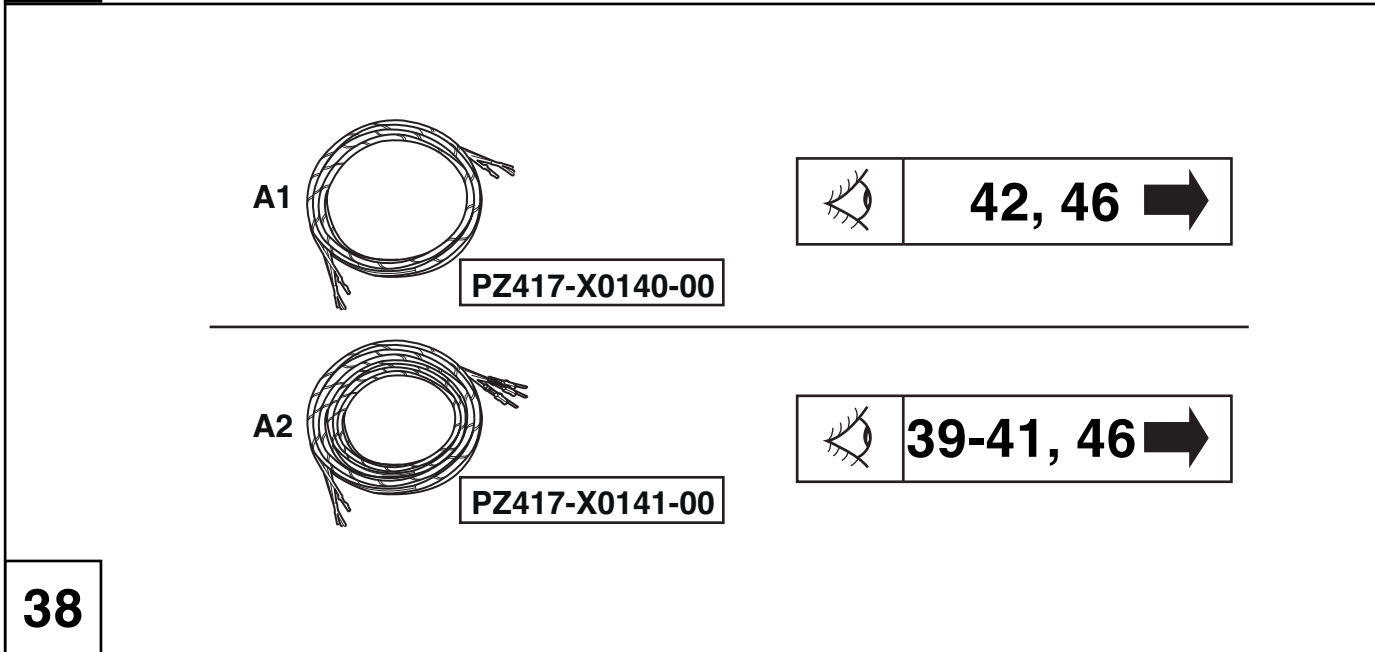
35



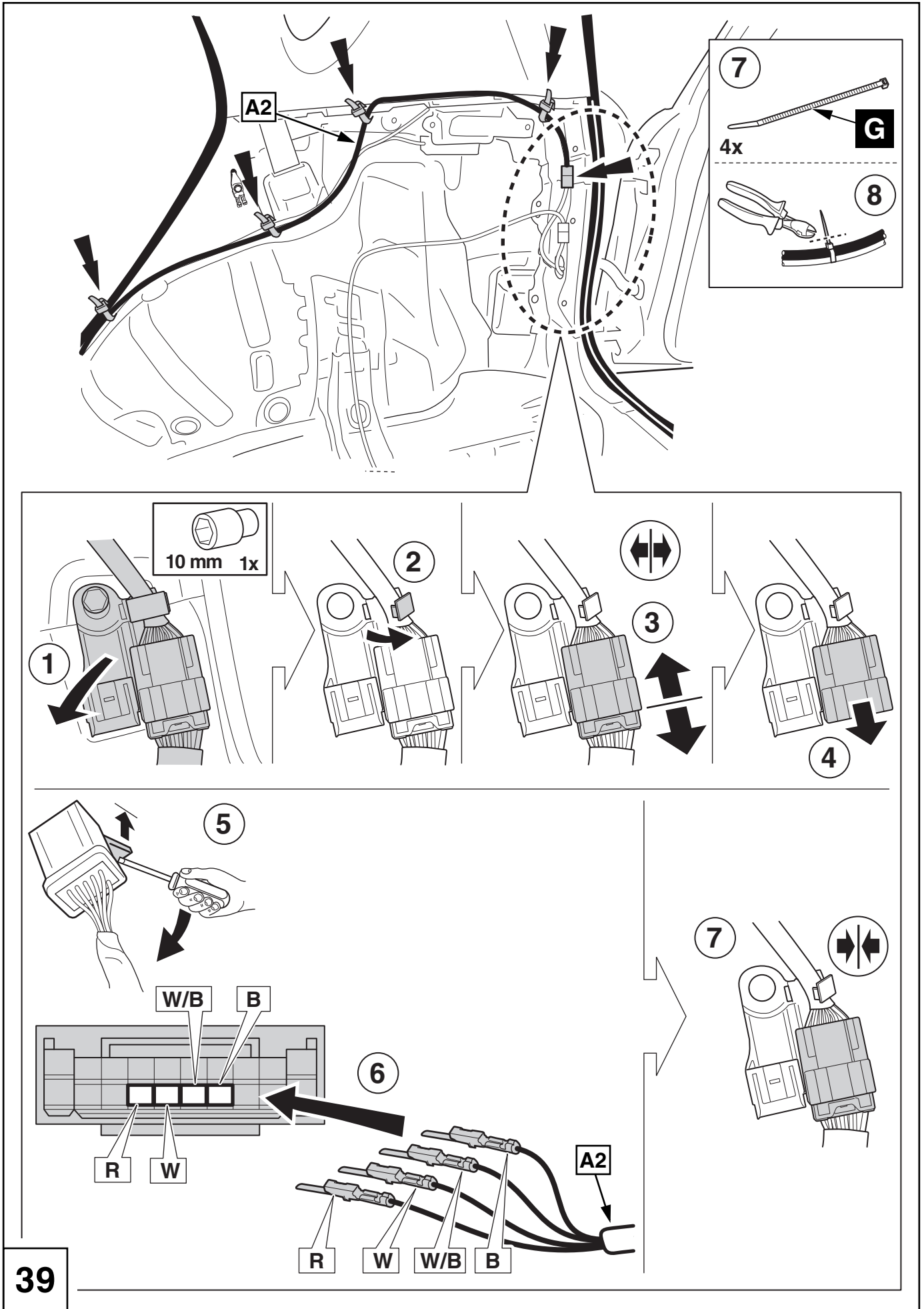
36

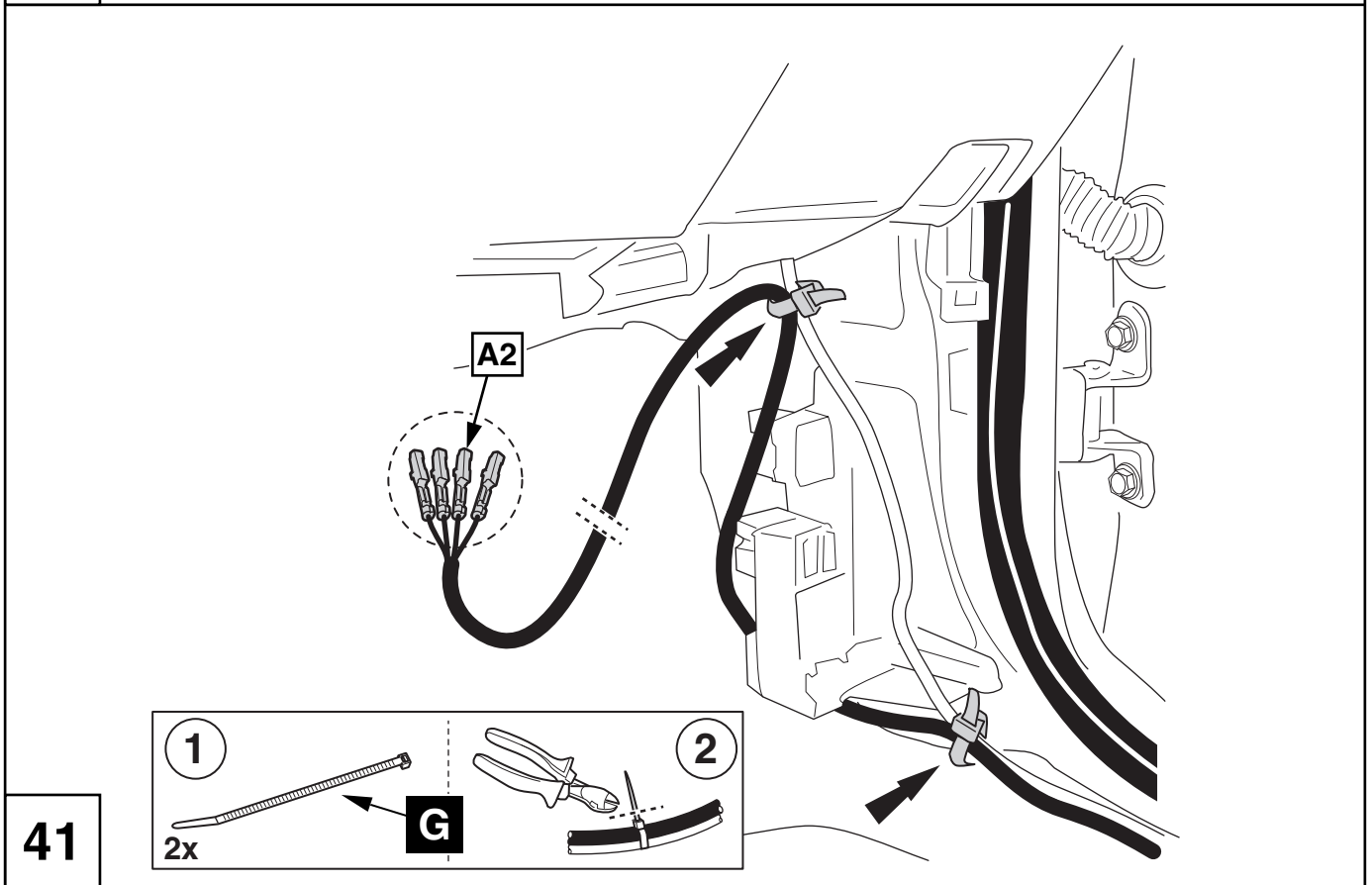
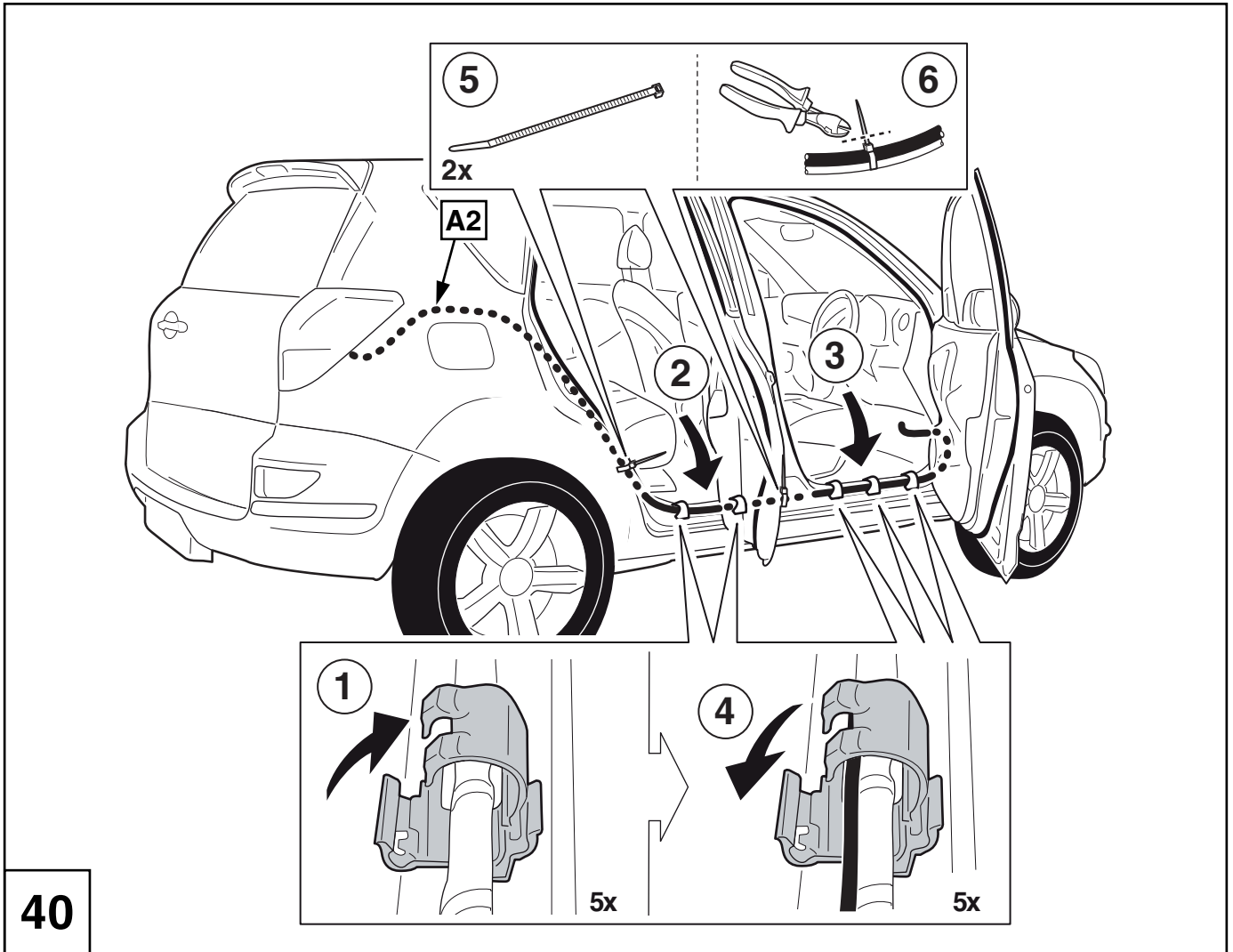



37



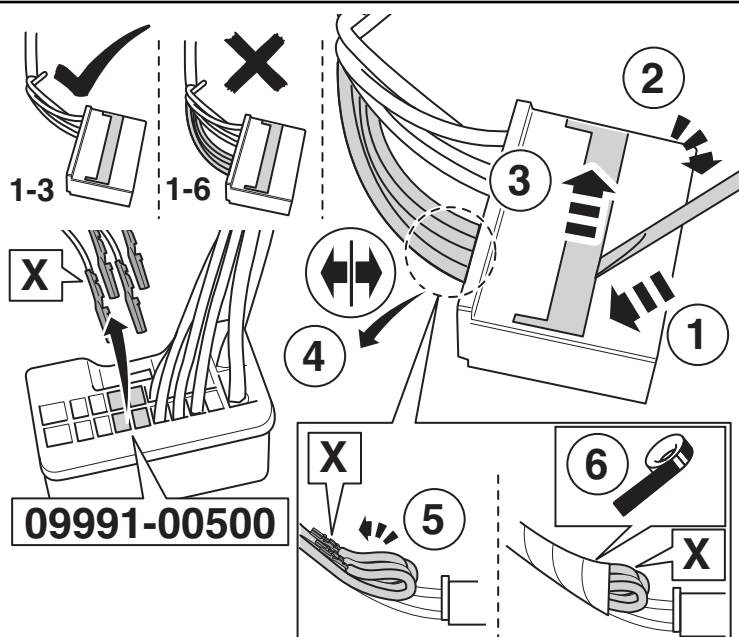
38



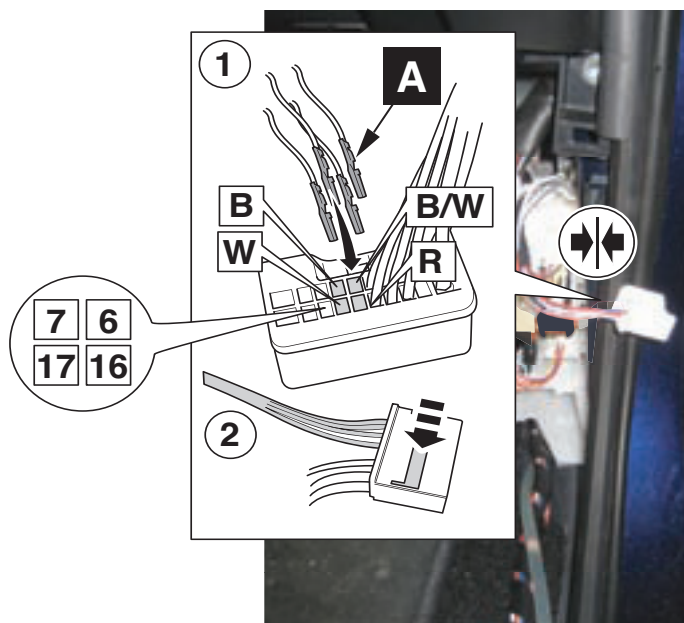




42




43

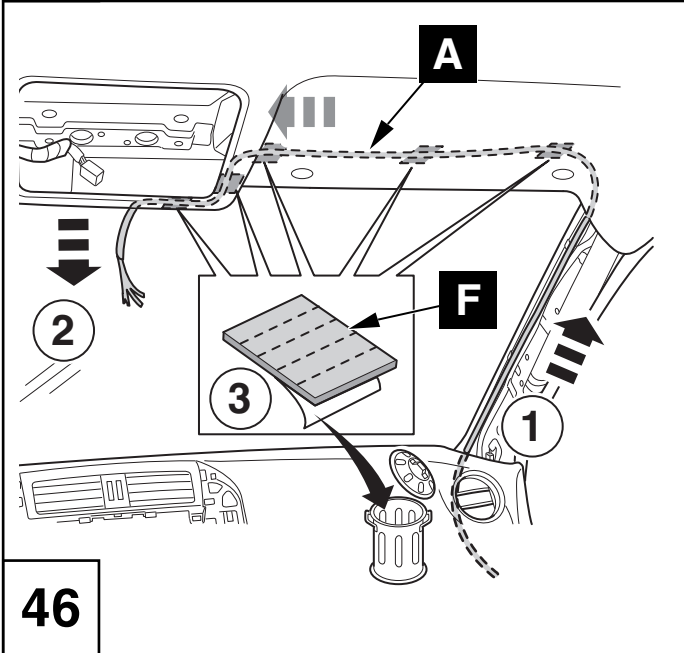


44

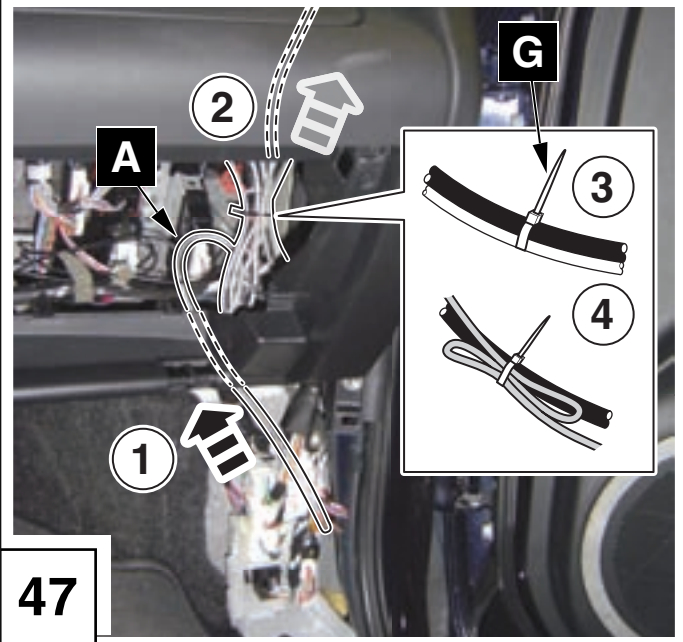




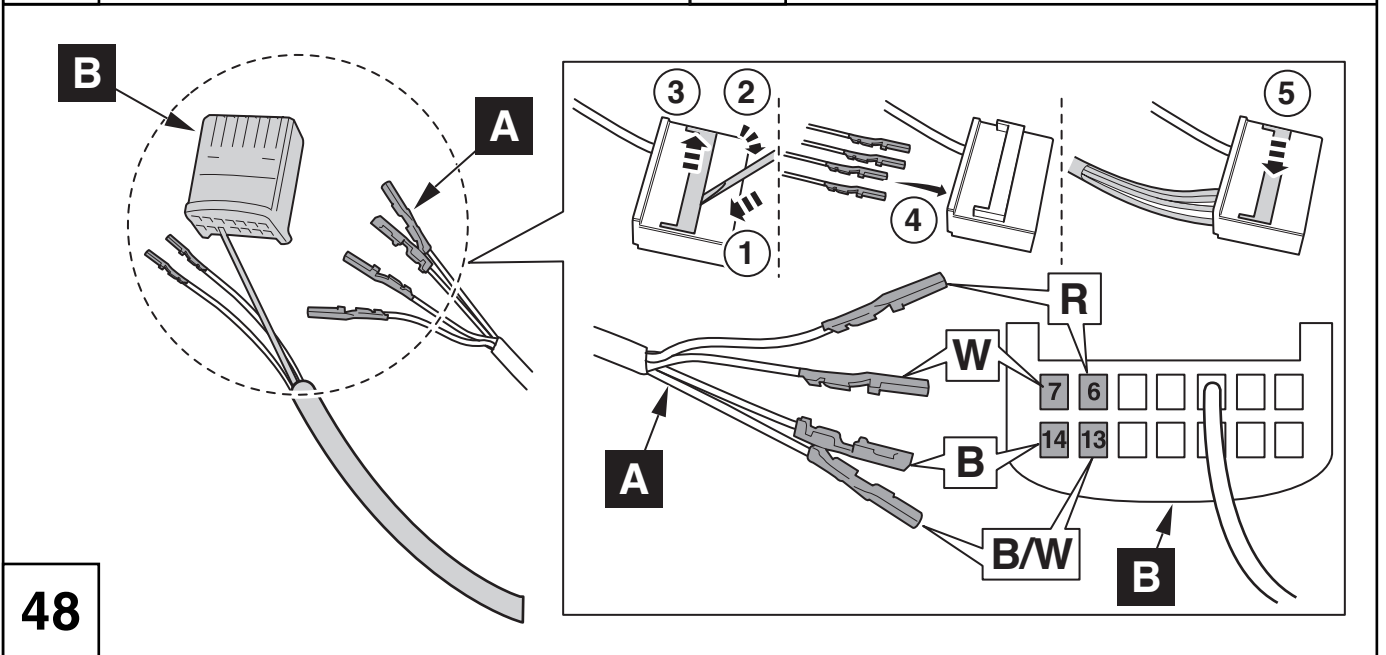
45



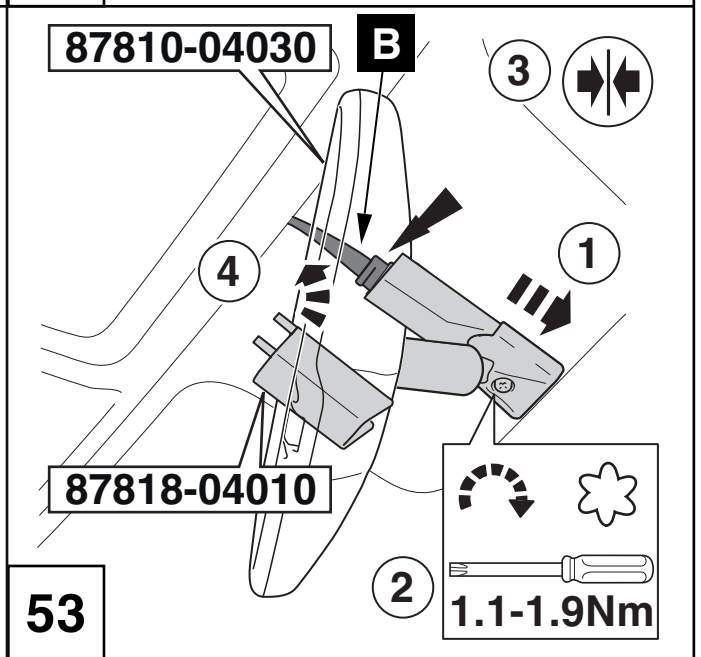
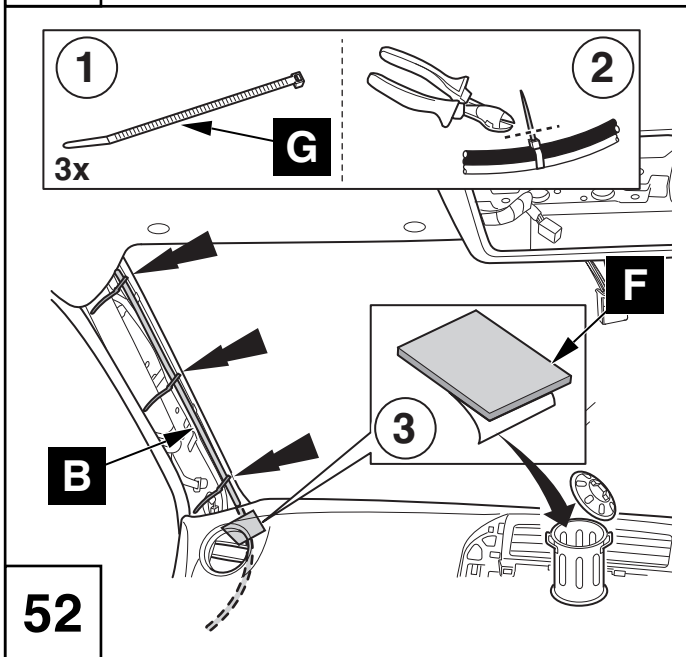
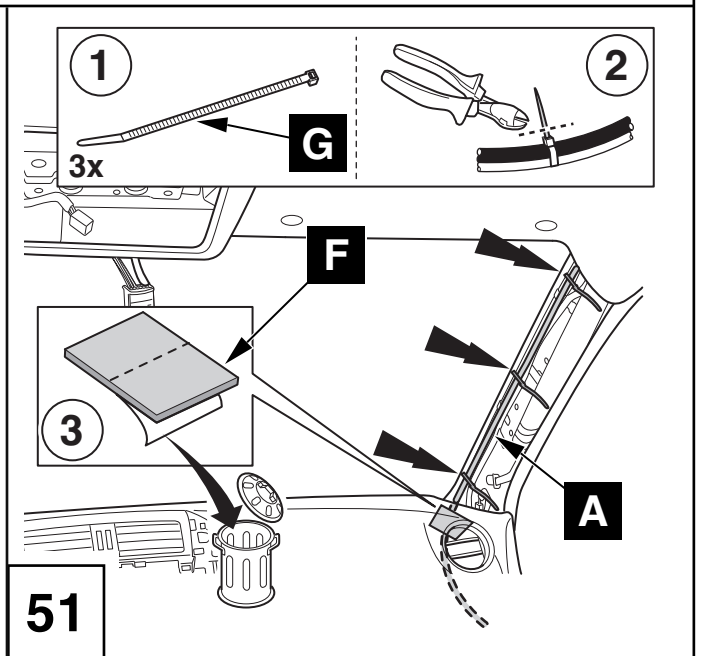
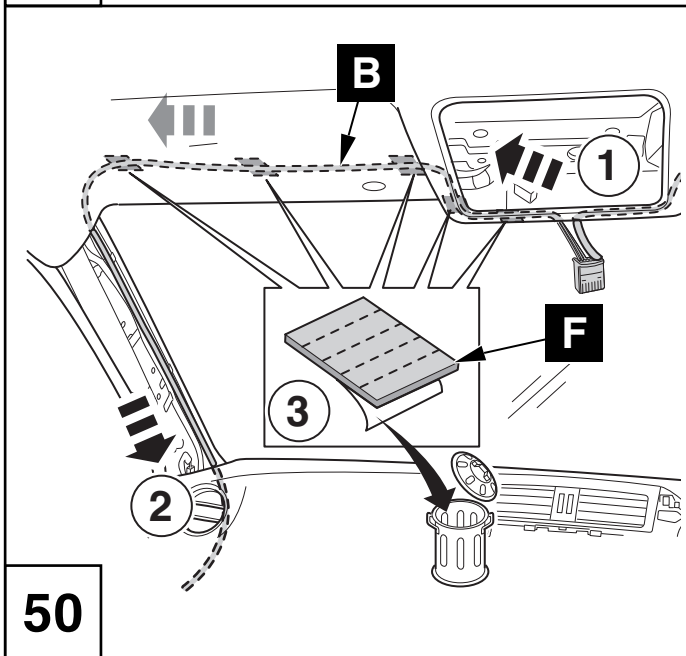
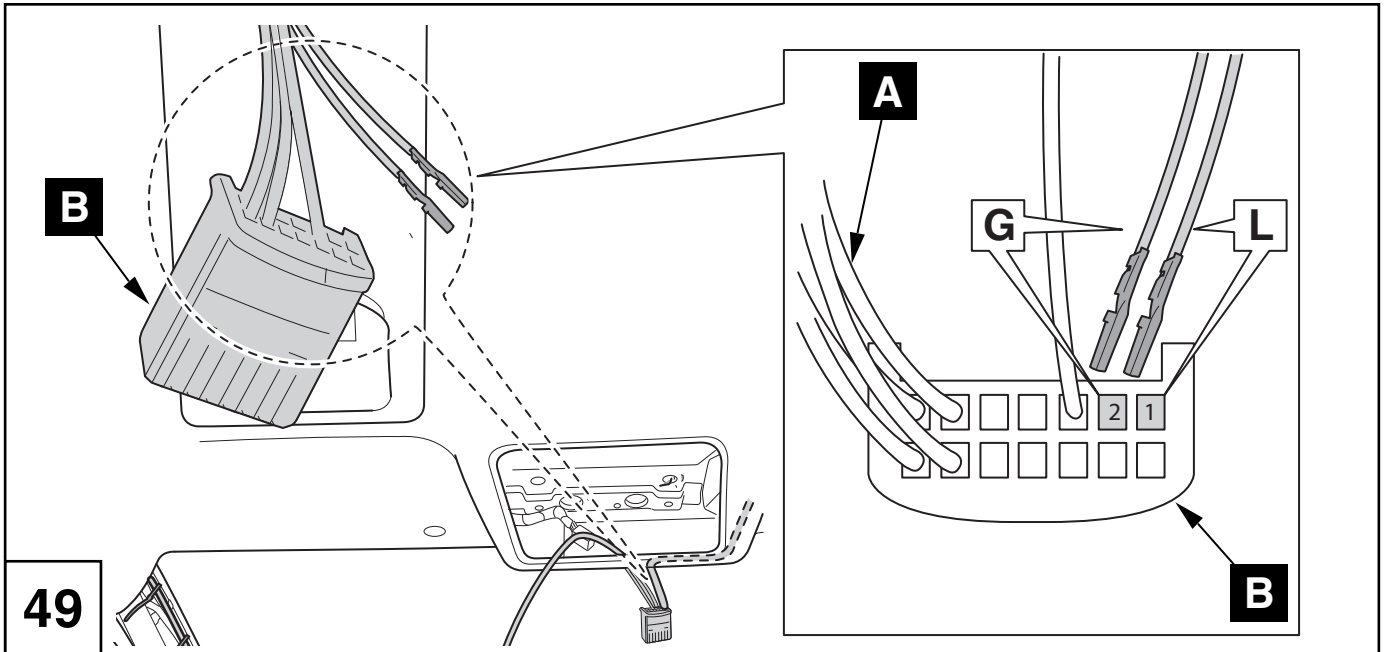
46



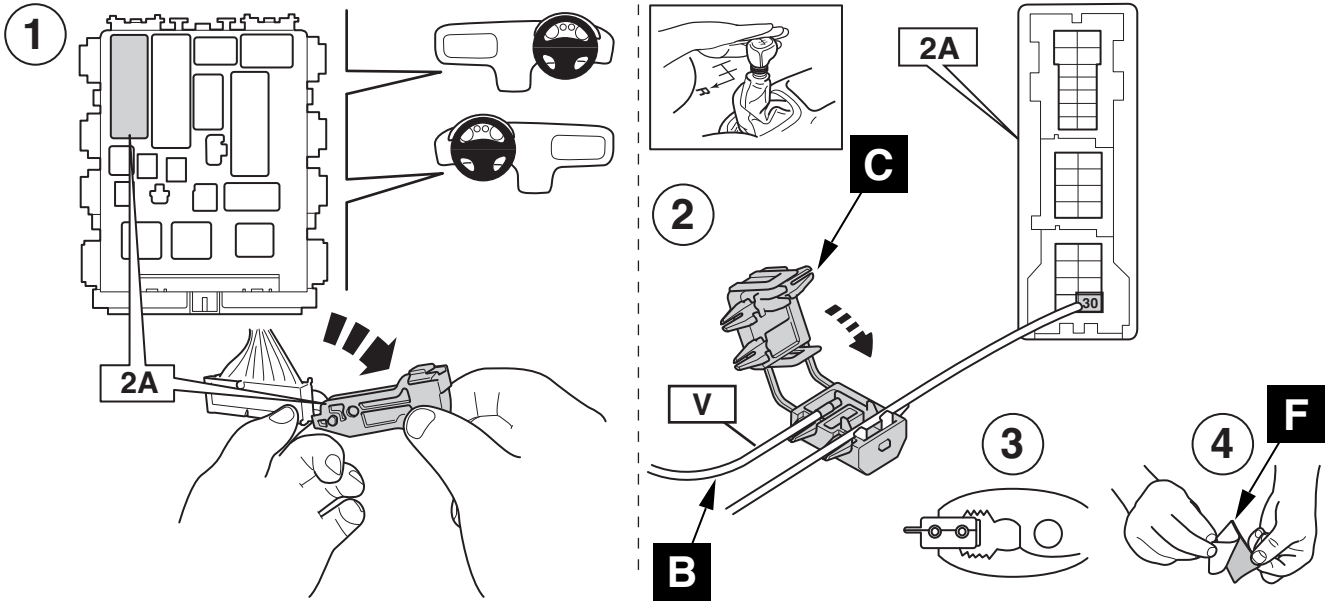
47



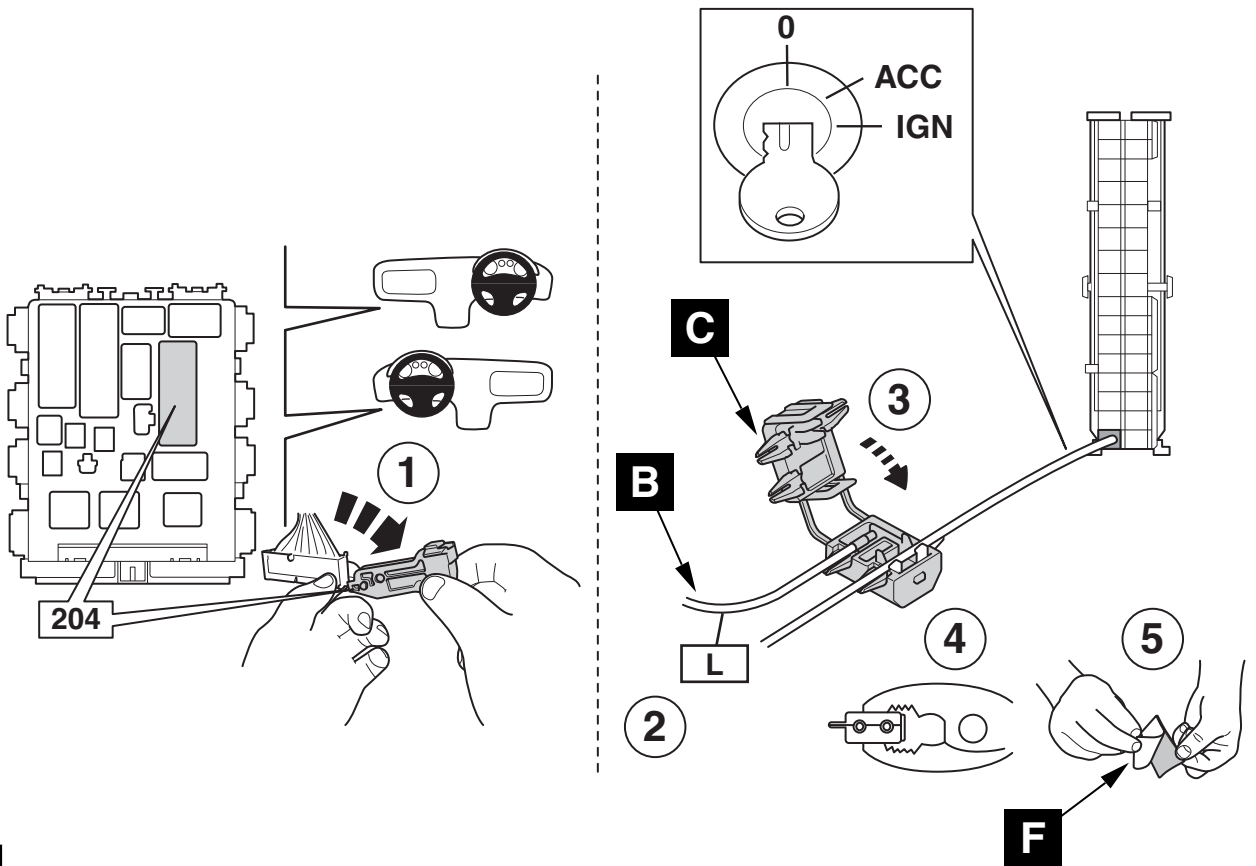
48



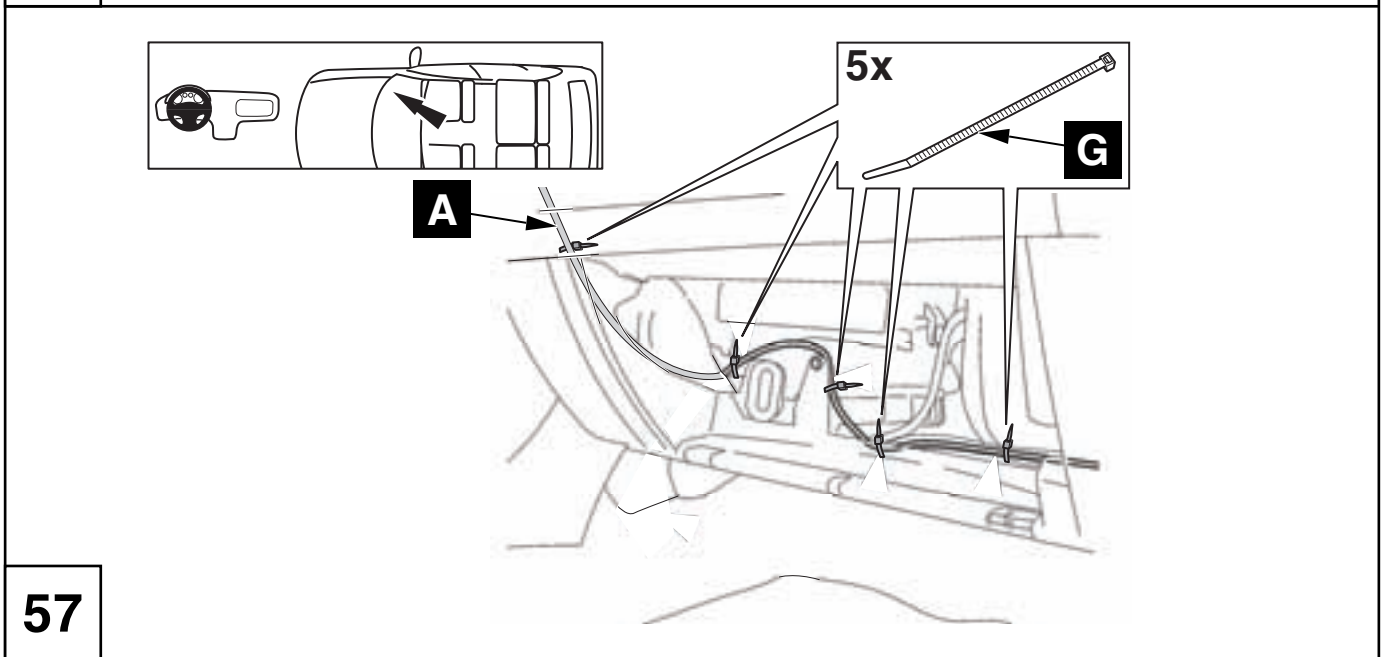
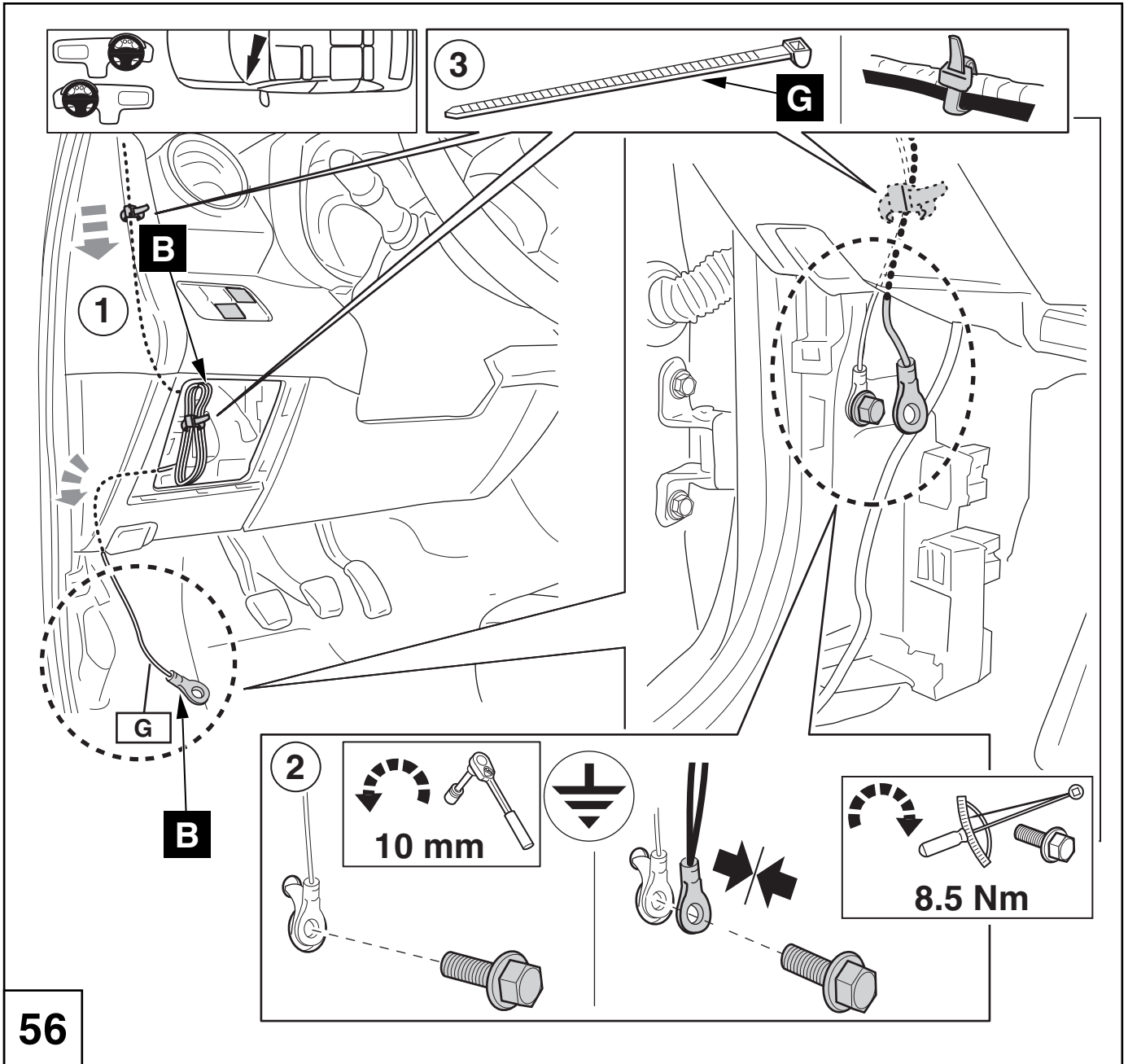


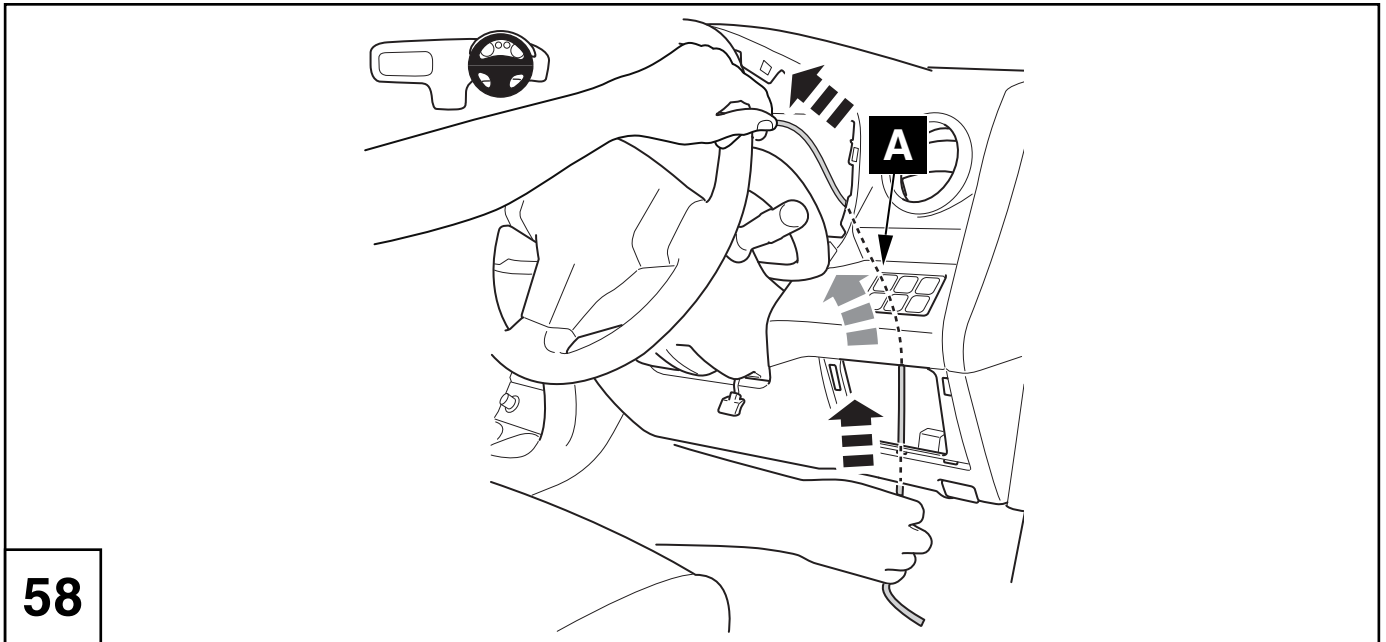


54

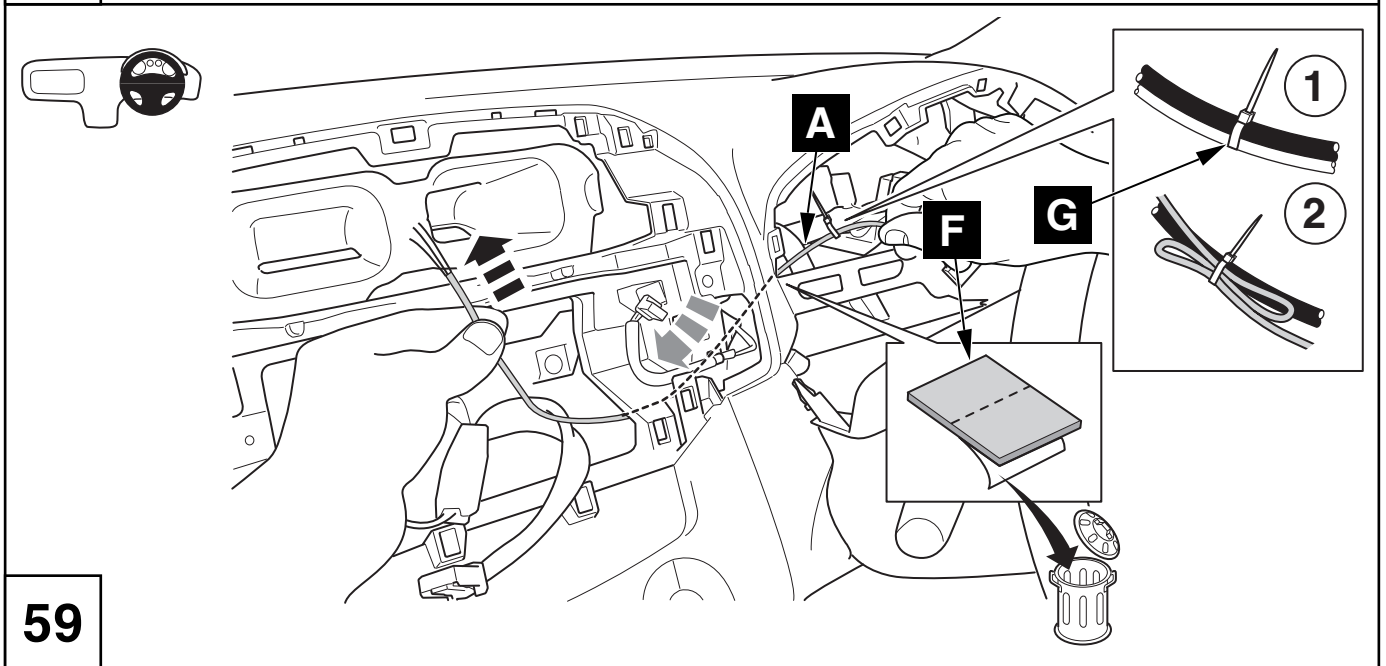


55

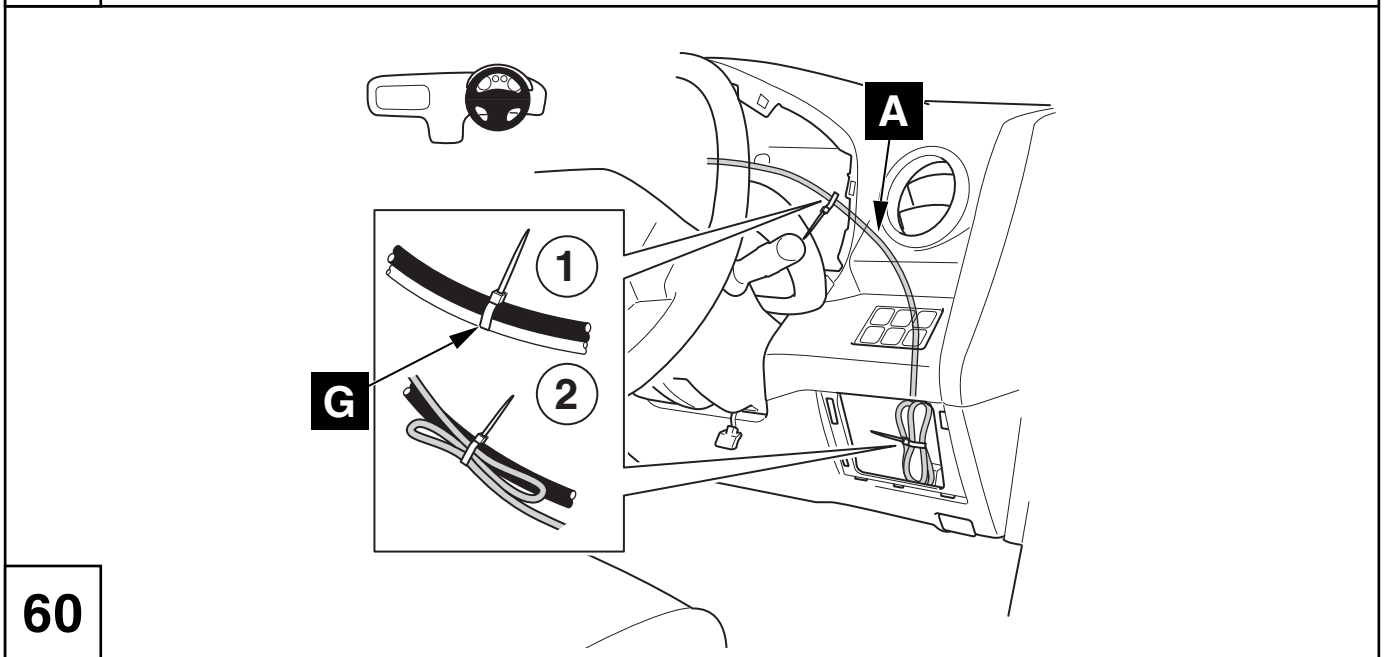




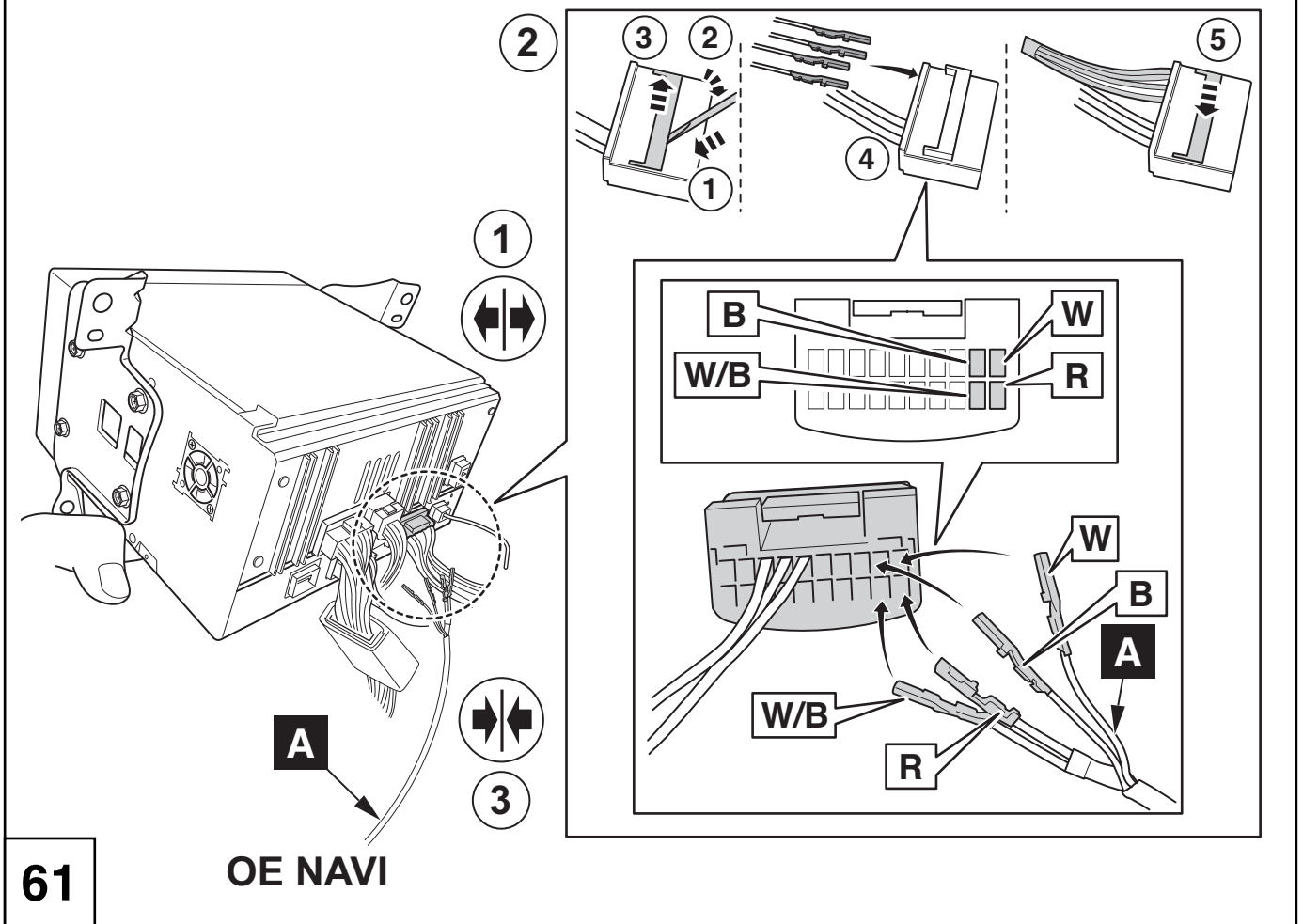
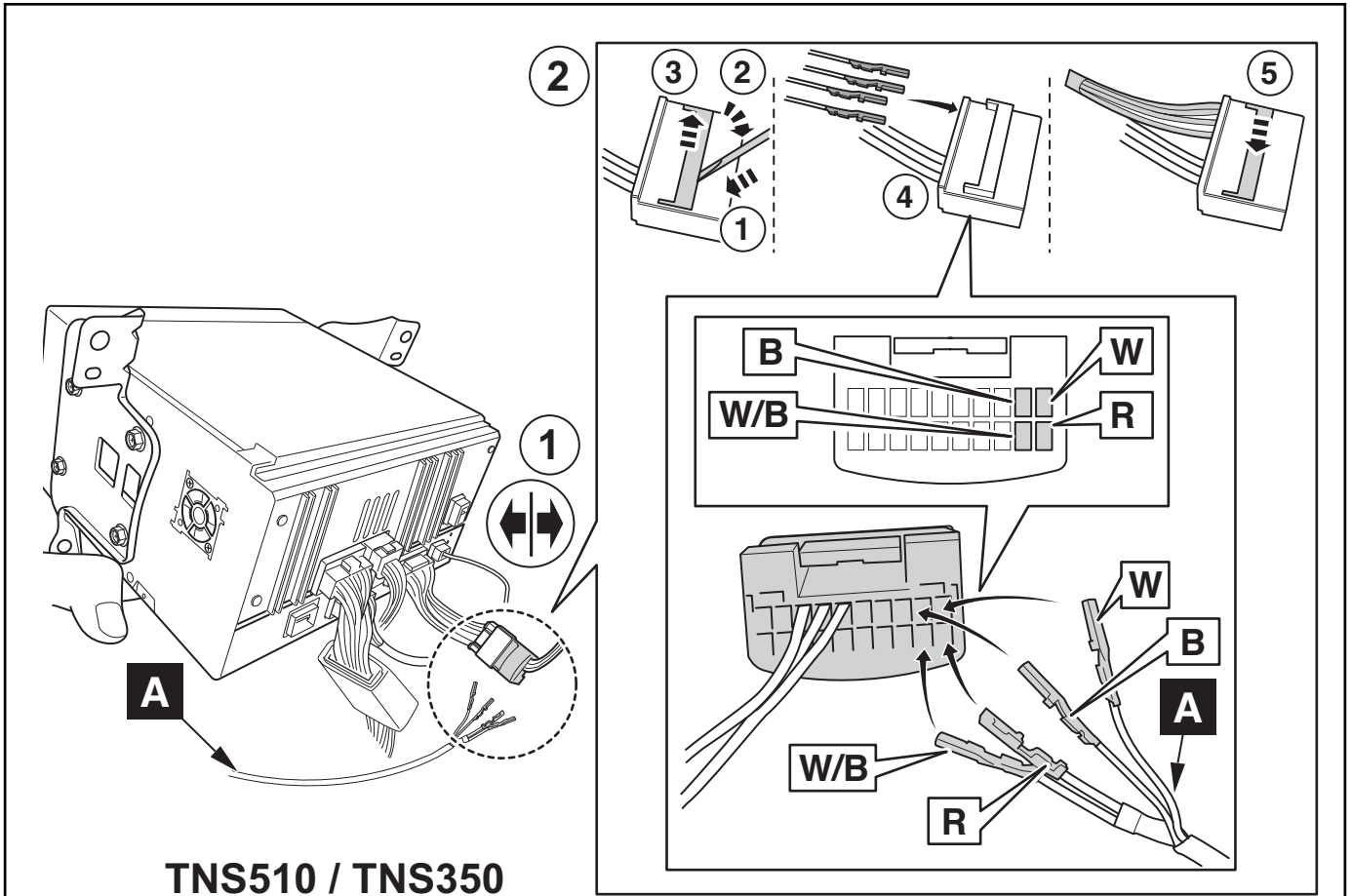
58

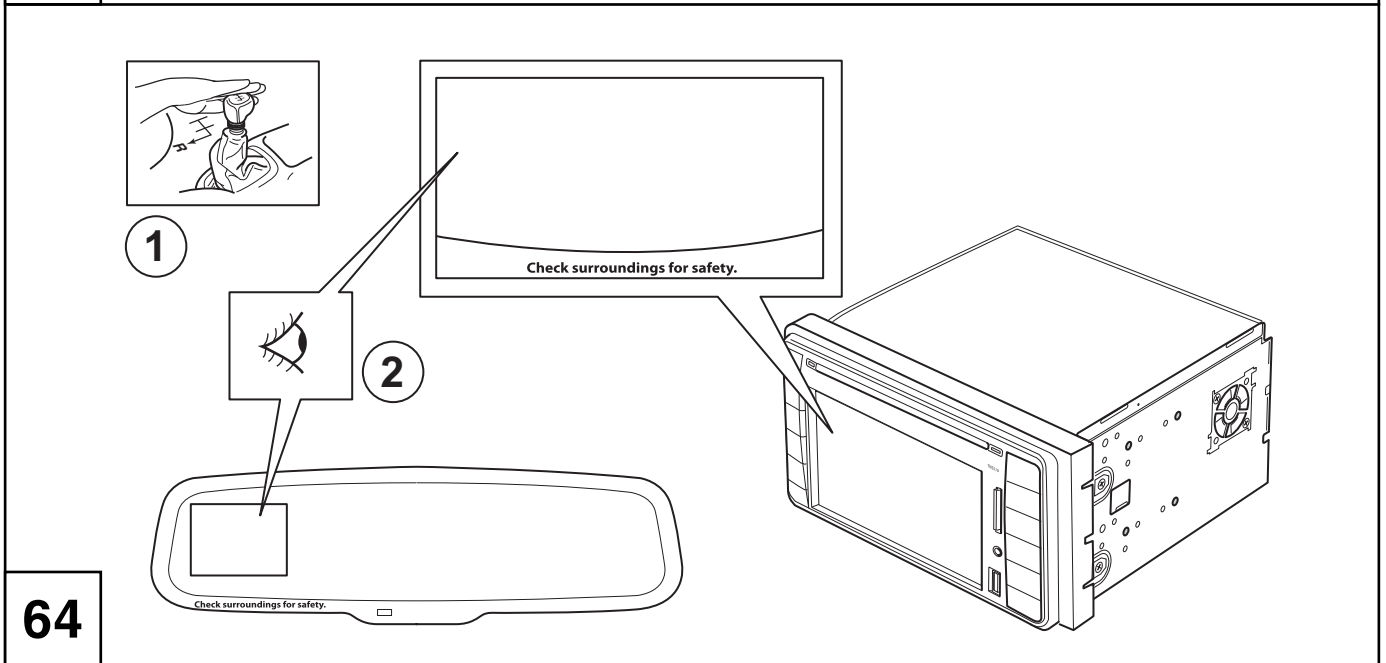
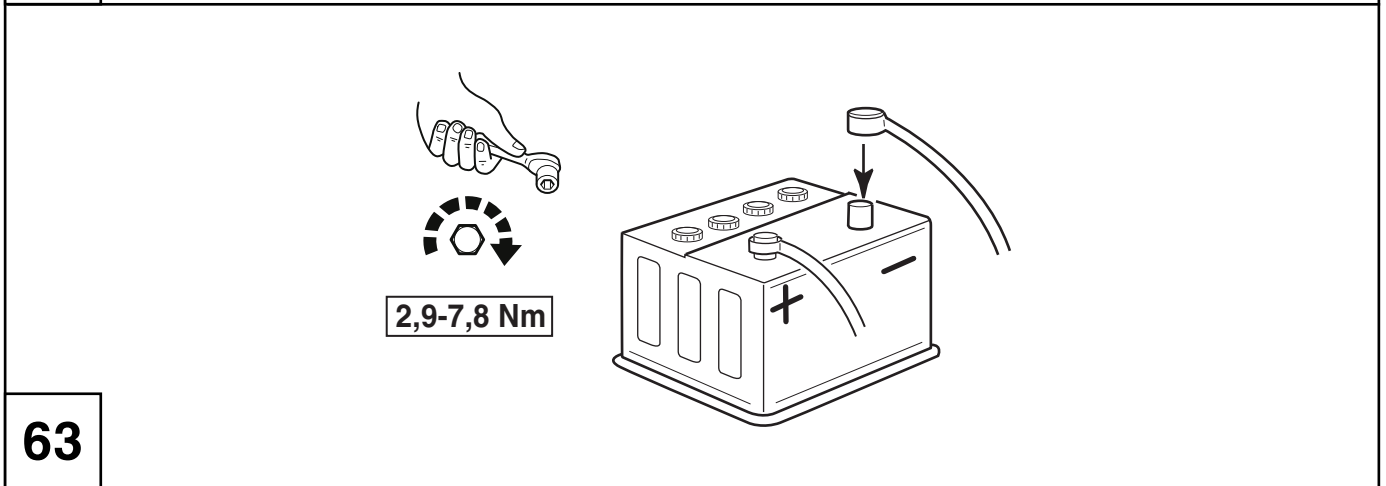
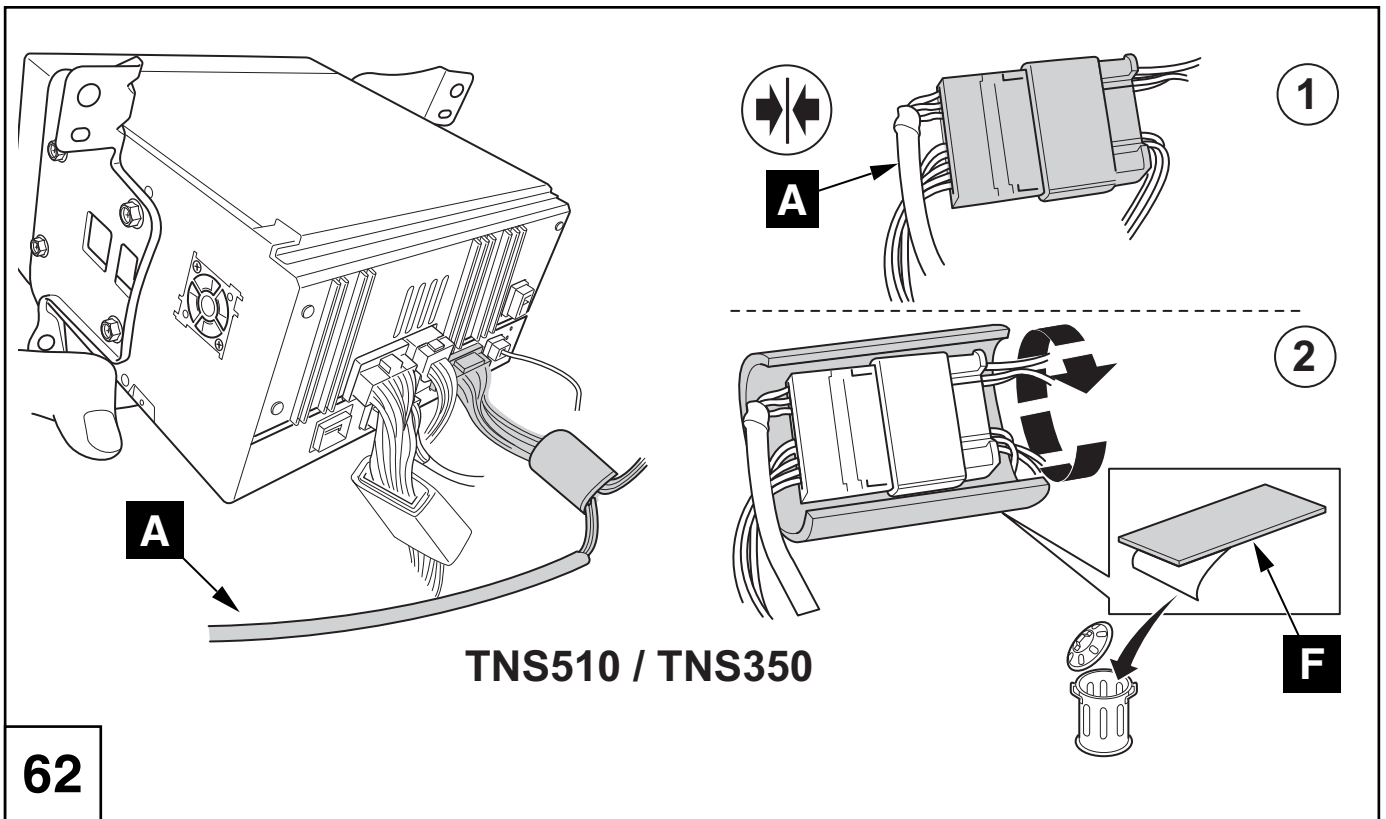


59

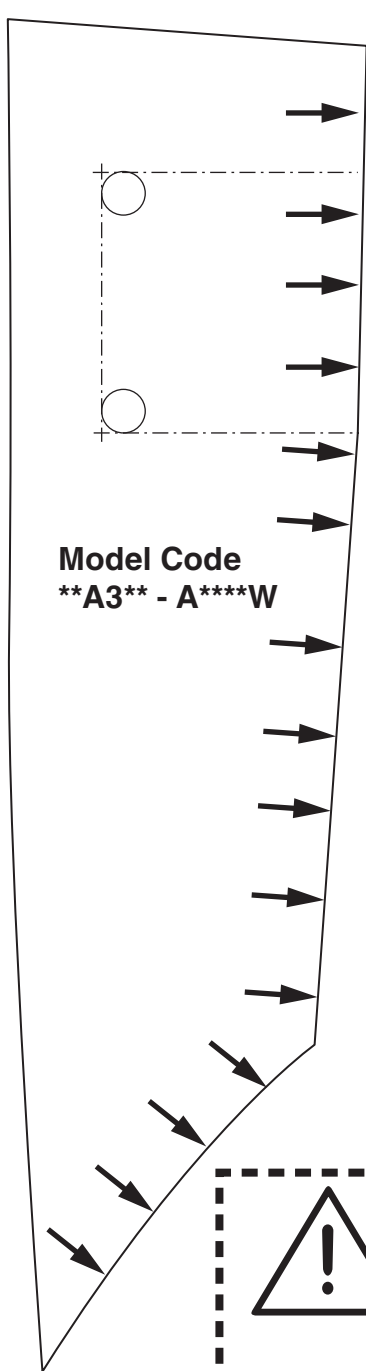
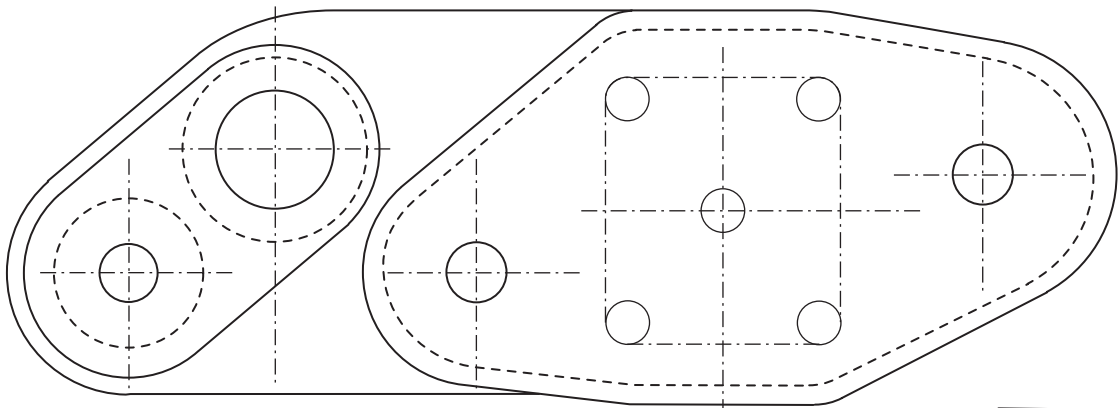


60

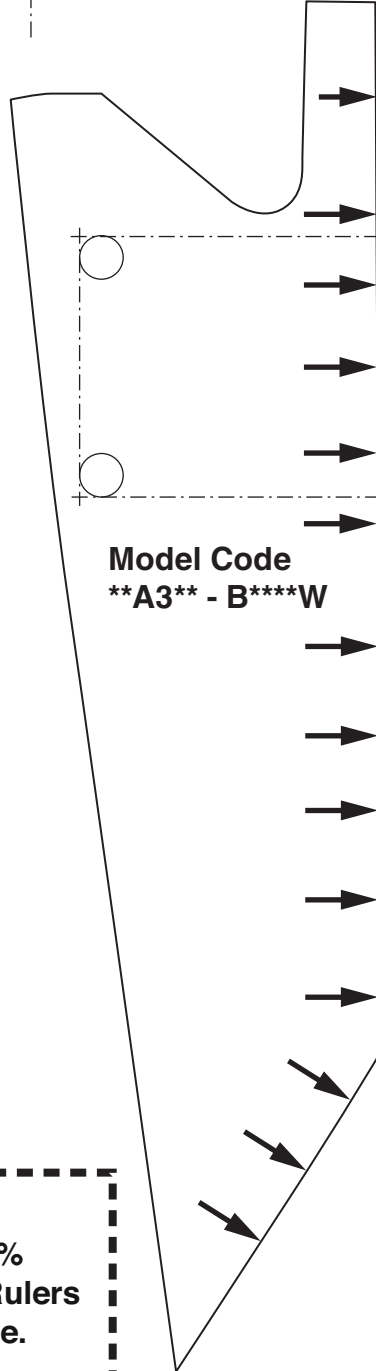




0 10 20 30 40 50 60 70 80 90 100



Model Code  
**\*\*A3\*\* - A\*\*\*\*W**



Model Code  
**\*\*A3\*\* - B\*\*\*\*W**



Print 100%  
Check with Rulers  
before use.