




Vehicle
LAND CRUISER

Application
5 Door

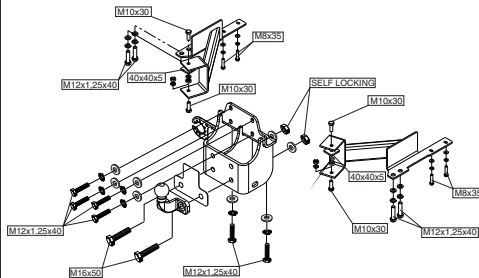
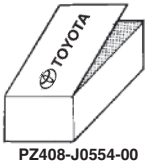
EC APPROVED - EC GENEHMIGT - EC GOEDGEKEURD - APPROUVE EC - APROBADO EC

PARTNUMBER: PZ408-J0554-00



Towbar
Anhängerküplung
Trekhaak
Remorque d'attelage
Gancho de remolque

KIT CONTENT - STÜCKLISTE - KIT INHOUD - CONTENU - CONTENIDO DEL KIT



- (4x) M8x35
 - (4x) M10x30
 - (10x) M12x1,25x40
 - (2x) M16x50
 - (4x) M8
 - (4x) M10
 - (10x) M12
 - (4x) M8
- (10x) M12
 - (2x) M16
 - (4x) M10
 - (2x) M16 (self-locking)
 - (2x) 40x40x5
-
-
- PZ408-J0554-60**

PZ408-90550-01

Weight: 16,2 kg	Gewicht: 16,2 kg	Gewicht: 16,2 kg	Poids: 16,2 kg	Peso: 16,2 kg
Installation time: 80 min.	Anbauteit: 80 min.	Installatie tijd: 80 min.	temps d'installation: 80 min.	Tiempo de instalación: 80 min.

INSTALLATION MANUAL - ANBAU ANLEITUNG - MONTAGE HANDLEIDING - MANUEL D'INSTALLATION - INSTRUCCIONES DE MONTAJE

PARTNAME: Towbar / Anhängerkupppluing / Trekhaak
Remorque d'attelage / Gancho de remolque

PARTNUMBER: PZ408-J0554-00

APPLICATION - ANWENDUNG - APPLICATIE - APPLICATION - APLICACIÓN

MODELCODE: **J120*-GK*W**



VEHICLE OPTION - FAHRZEUG OPTION - VOERTUIG OPTIE - OPTION VEHICULE - OPCIÓN VEHÍCULO

Not applicable
Nicht zutreffend
Niet van toepassing
Mon applicable
No aplicable



Not applicable
Nicht zutreffend
Niet van toepassing
Mon applicable
No aplicable

ACCESSORY - ZUBEHÖR - ACCESSOIRE - ACCESSOIRE - ACCESORIOS

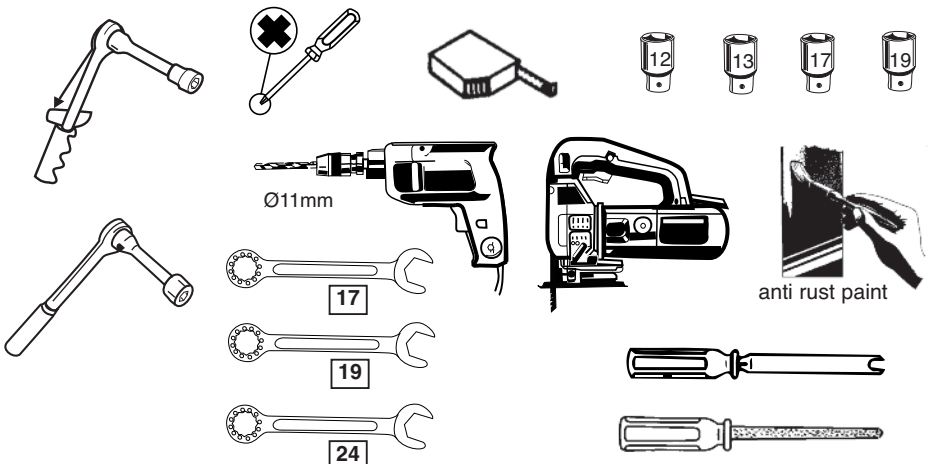
Not applicable
Nicht zutreffend
Niet van toepassing
Mon applicable
No aplicable

Not applicable
Nicht zutreffend
Niet van toepassing
Mon applicable
No aplicable

**SAFETY PRECAUTION - SICHERHEITSMABNAHME - VEILIGHEIDSVOORSCHRIFTEN
PRECAUTIONS DE SECURITE - PRECAUCIONES DE SEGURIDAD**

Not applicable
Nicht zutreffend
Niet van toepassing
Mon applicable
No aplicable

TOOLS - WERKZEUGE - WERKTUIGEN - OUTILS



*Number of installation steps: 19
*Aantal installatie stappen: 19
Número de pasos de instalación: 19

*Zahl der einbauschritte: 19
*Nombre des démarches d'installation: 19

**CRITICAL OPERATIONS - SICHERHEITSMABNAHME - KRITIEKE HANDELINGEN
OPERATION DÉLICATE - OPERACIONES DELICADAS**

LHS: Lado izquierdo

RHS: Lado derecho

Picture:

Abbildung:

Figuur:

Illustration:

Figura:

- Modifications of spanner jaw size for hexagonalbolts and nuts according to ISO 272 (1990). please check the respective widths and only use the correct tools.
- Umstellung der Schlüsselweiten von Sechskantschrauben und Muttern nach ISO 272 (1990). Bitte prüfen Sie die jeweilige Schlüsselweite und verwenden Sie nur das hierzu passende Werkzeug.
- Omzetting van de sleutelwijdten voor zes-kantschroeven en moeren volgens ISO 272 (1990). Controleert u a.u.b. elke sleutelwijdte en gebruik alleen het hierto bestemde gereedchap.
- Midification de la taille des clefs pour les boulons et éécroux hexagonaux conformament a ISO 272 (1990). Veuillez contrôler la largeur respective des clefs et n' employez qu' un outillage approprié.
- Modificación de los anchos de la boca de llave para tornillos hexagonales y tuercas de acuerdo con ISO 272 (1990). Por favor, controle cada ancho de la boca de llave, utilizando para ello exclusivamente las herramientas apropiadas.



See Workshop Manual
Siehe Werkstatthandbuch
Zie werkplaatshandboek
Voir Manuel d'atelier
Ver Manual de Taller



Approved

e11 00-4381

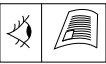
D=16,3 kN



8.8



8




140 kg

kg ?

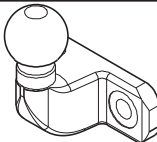
kg

TOYOTA



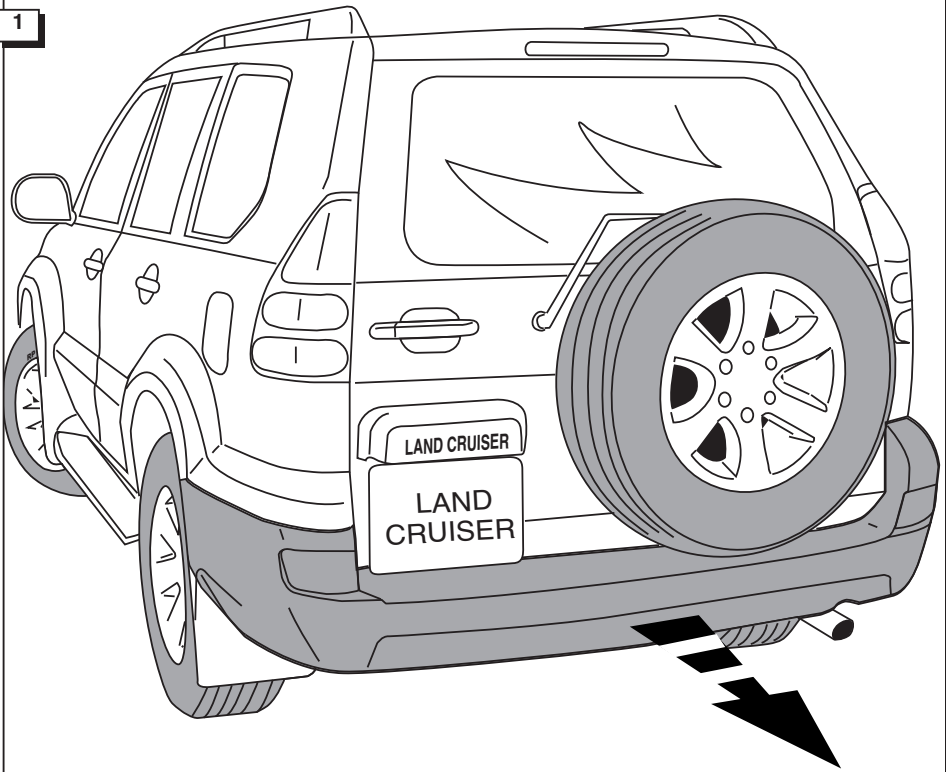
Valor S del gancho: 140 kg

Valor máximo soportado por el vehículo 130 kg

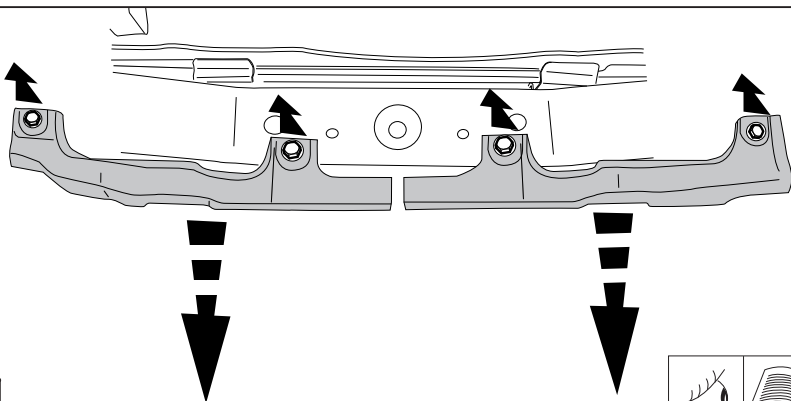


type nr. 530097 approval number e11 00-5950
coupling class A 50-X
d-value D 18,5 kN vert. load S 225 kg
made by BRINK Europe

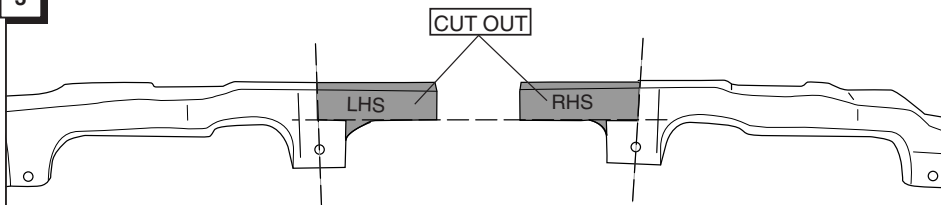
1



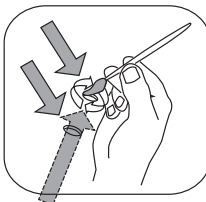
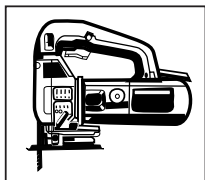
2



3



Apply anti rust agent-Appiquer l' anti-rouille-Rost schutz anbringen-Anti roest bescherming aanbrengen
Aplicar un producto anticorrosivo.



For proper product, please consult the supplier mentioned below.

Pour le produit approprié, veuillez consultez un des fournisseurs suivants

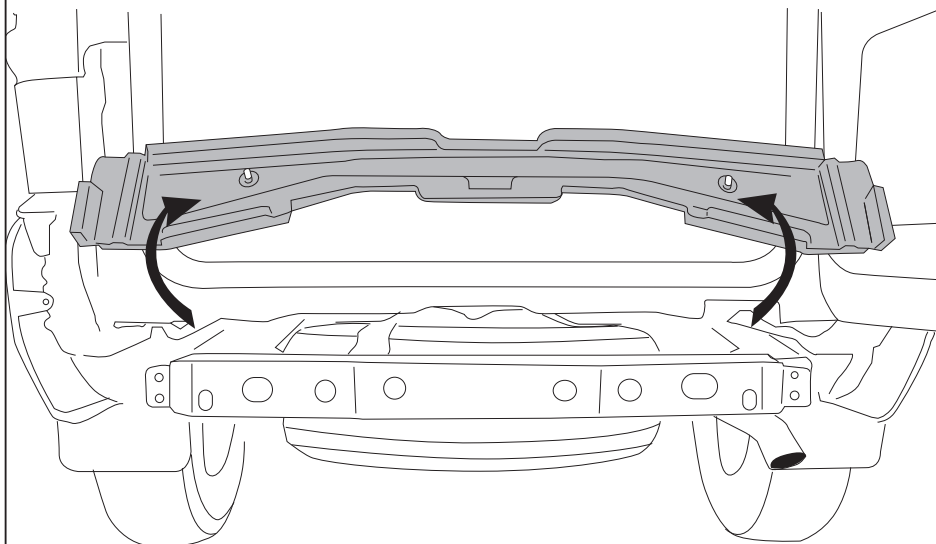
Für das richtige product, wenden sie, sich zum untergenannten lieferanten

Voor de juiste product keuze, gelieve een van de hieronder vermelde leveranciers te raadplegen.

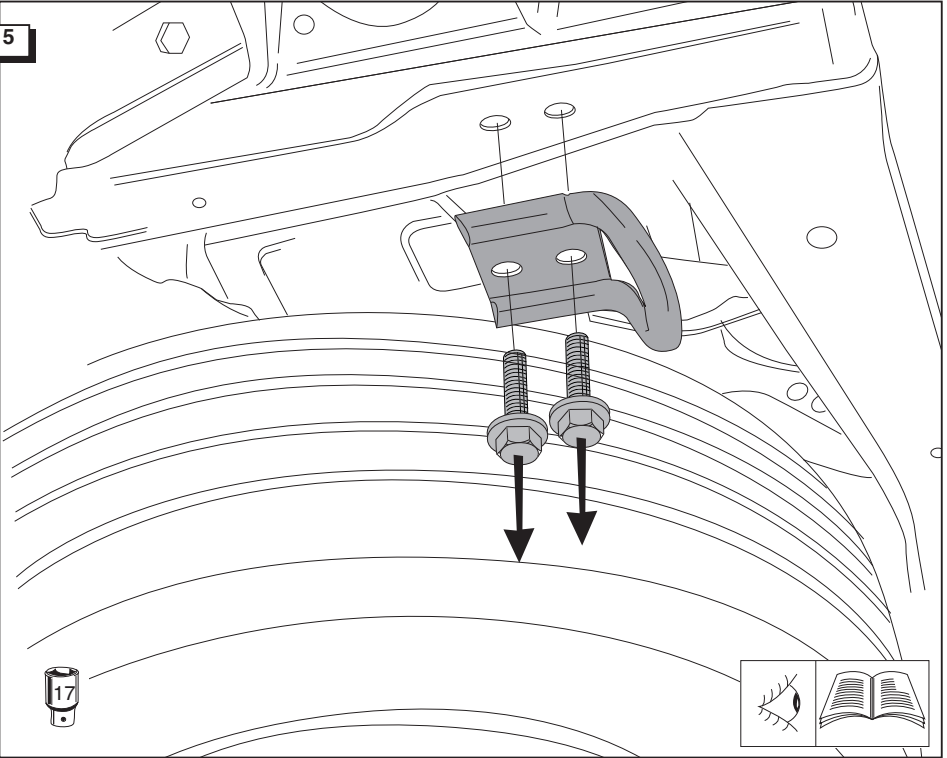
Para una correcta elección del producto, por favor consúltense a uno de los proveedores abajo indicados.

SPIES HECKER / STANDOX / WIELANDER SCHILL. (Europax)

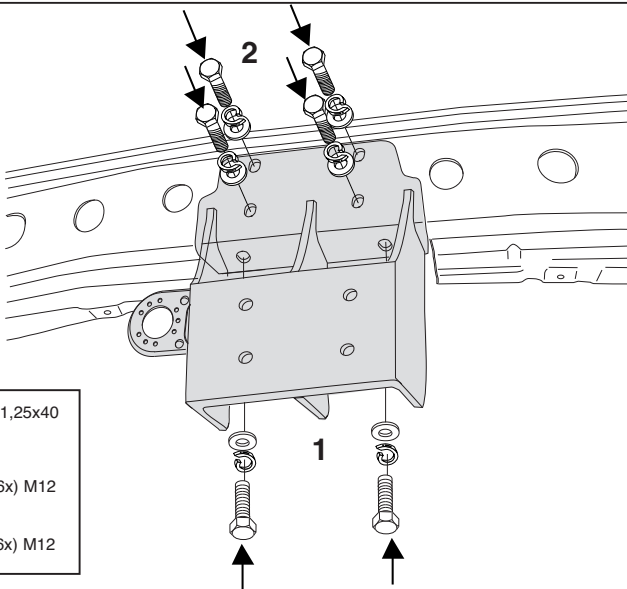
4



5



6

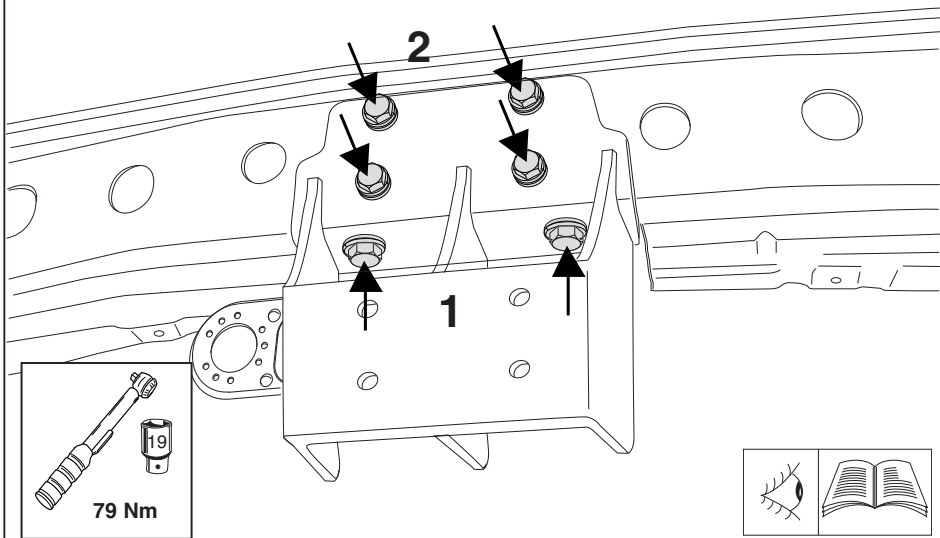


(6x) M12X1,25x40

(6x) M12

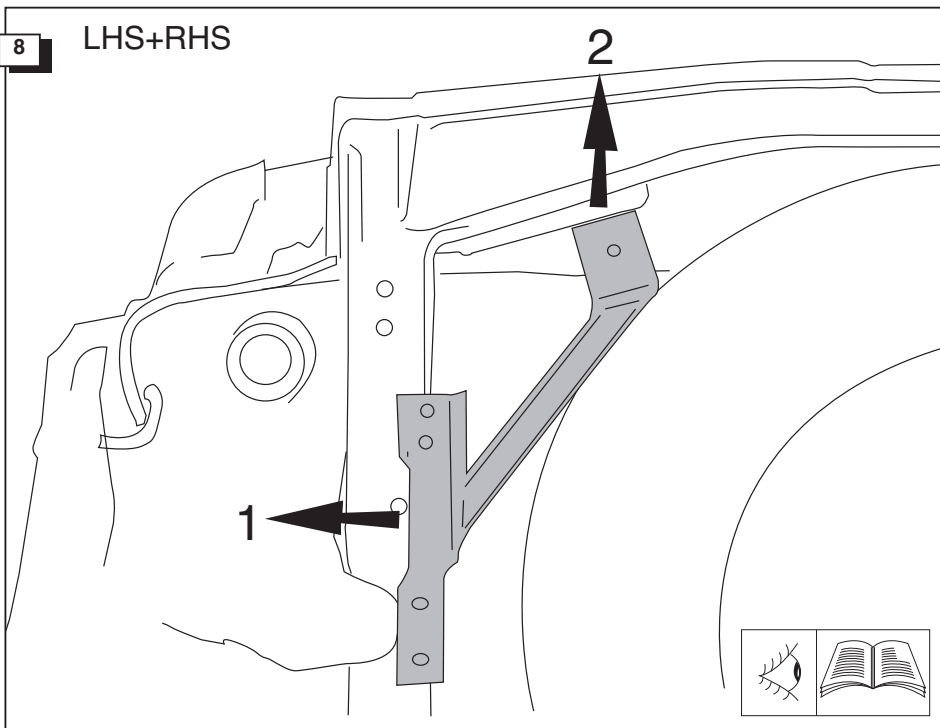
(6x) M12

7

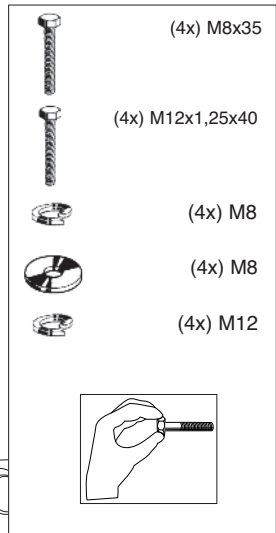
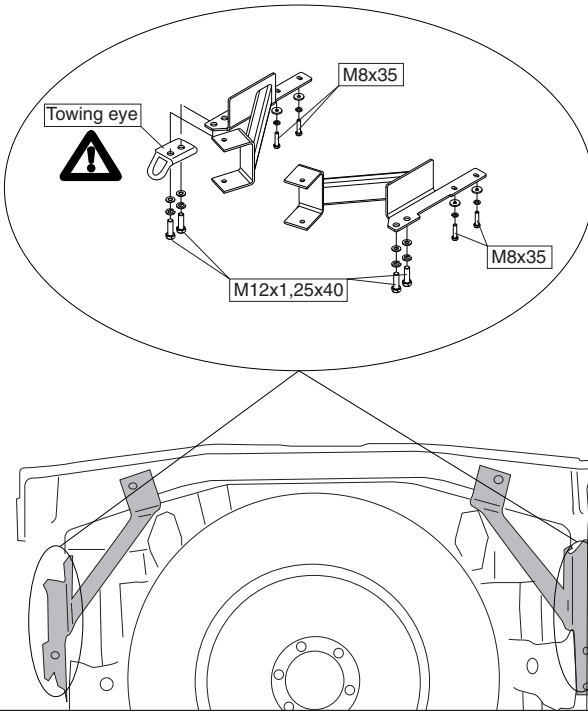


8

LHS+RHS

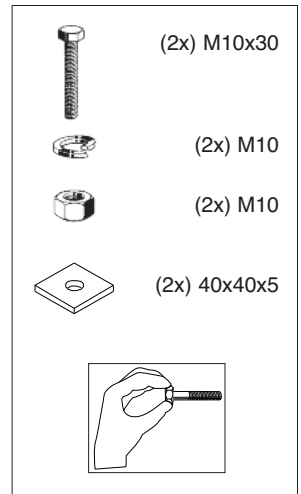
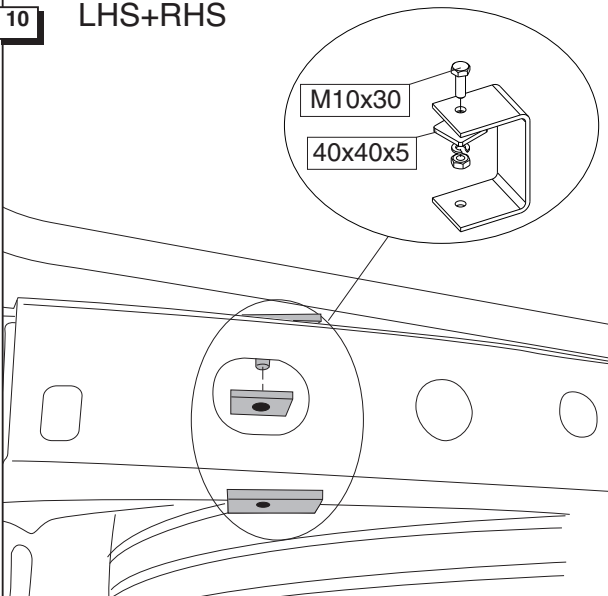


9

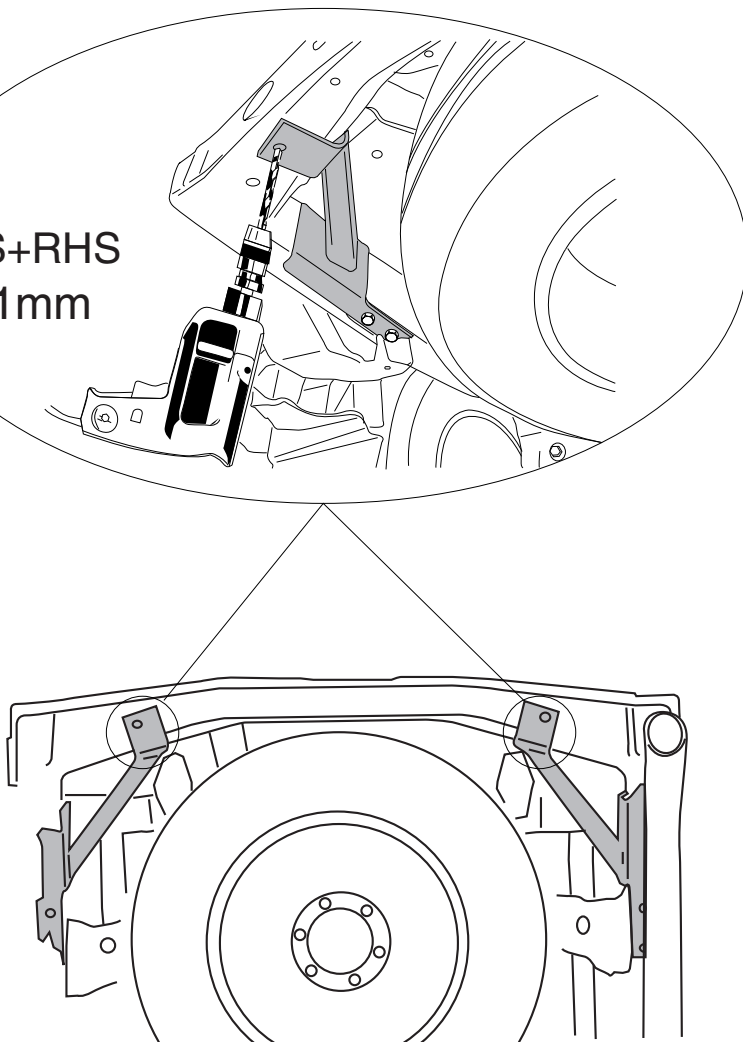


10

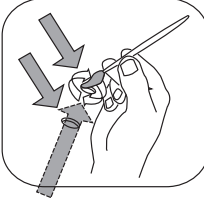
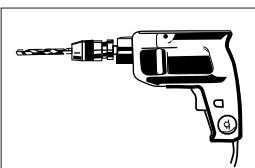
LHS+RHS



LHS+RHS
 ø11mm



Apply anti rust agent-Appliquer l' anti-rouille-Rost schutz anbringen-Anti roest bescherming aanbrengen
 Aplicar un producto anticorrosivo.



For proper product, please consult the supplier mentioned below.

Pour le produit approprié, veuillez consultez un des fournisseurs suivants

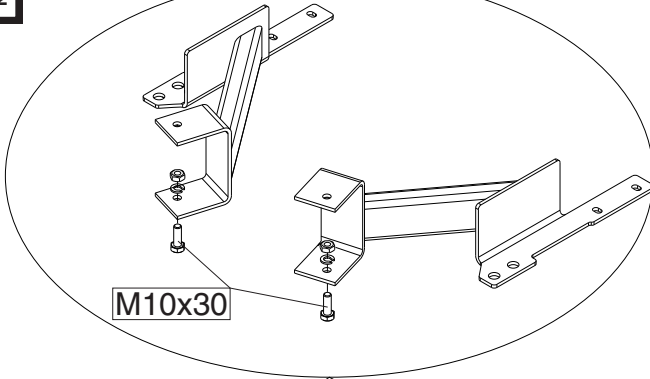
Fur das richtiges product, wenden sie, sich zum untergenantes lieferanten

Voor de juiste product keuze, gelieve een van de hieronder vermelde leveranciers te raadplegen.

Para una correcta elección del producto, por favor consúltese a uno de los proveedores abajo indicados.

SPIES HECKER / STANDOX / WIELANDER SCHILL (Europax)

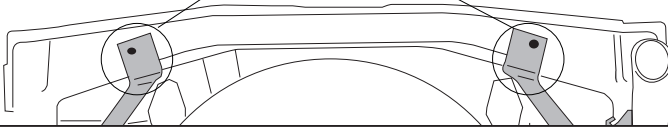
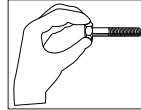
12



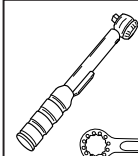
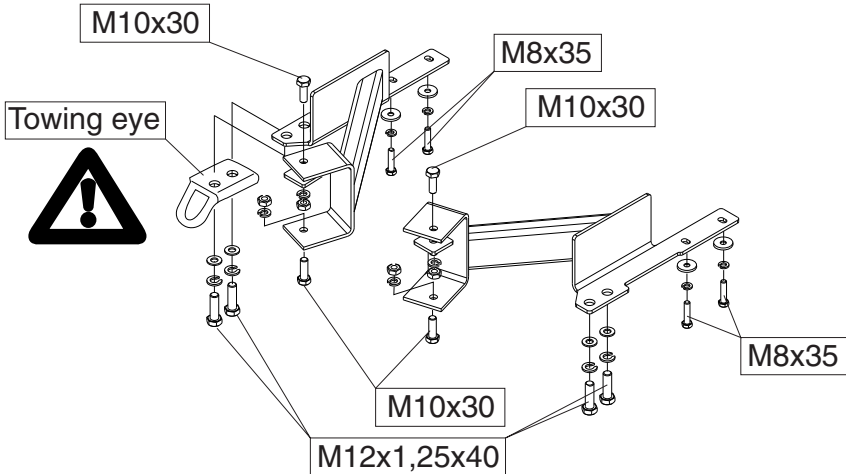
(2x) M10x30

(2x) M10

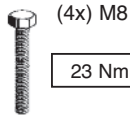
(2x) M10



13



17



(4x) M8

23 Nm



13

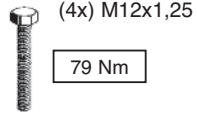


(4x) M10

46 Nm



17



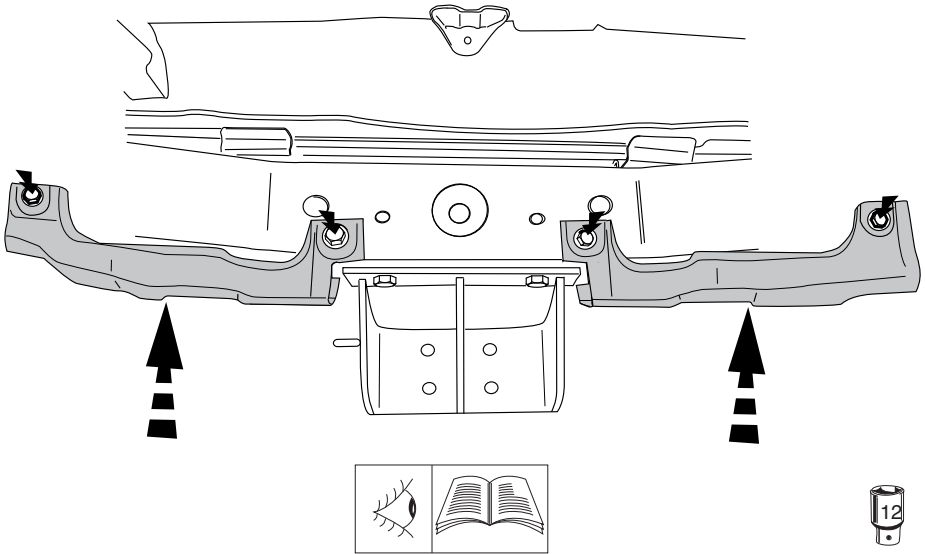
(4x) M12x1,25

79 Nm

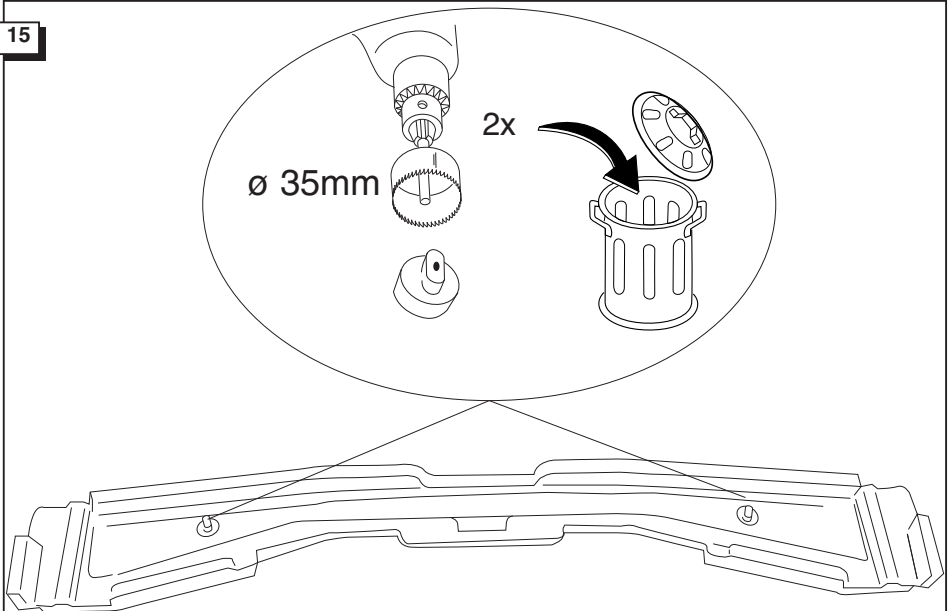


19

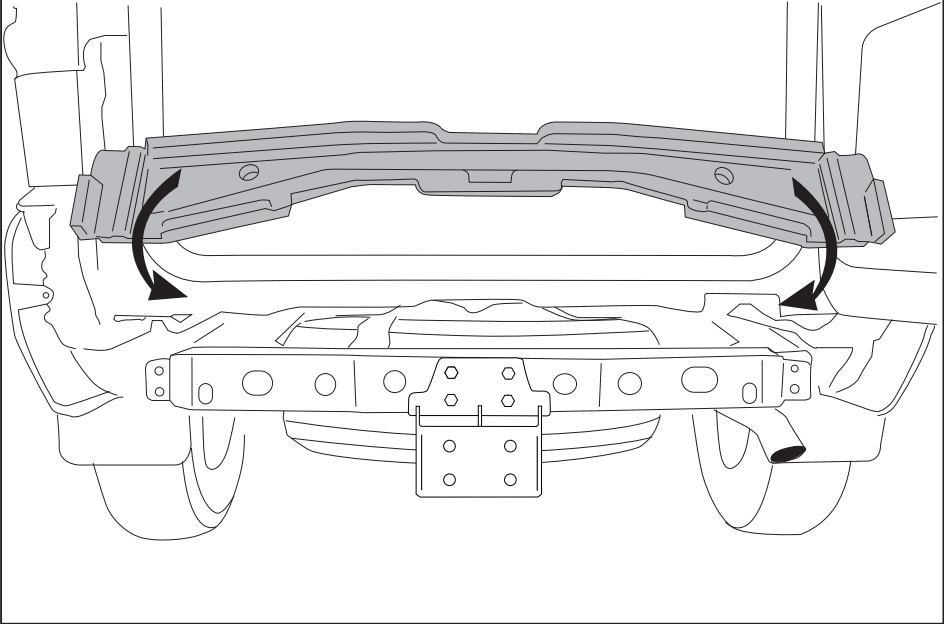
14



15

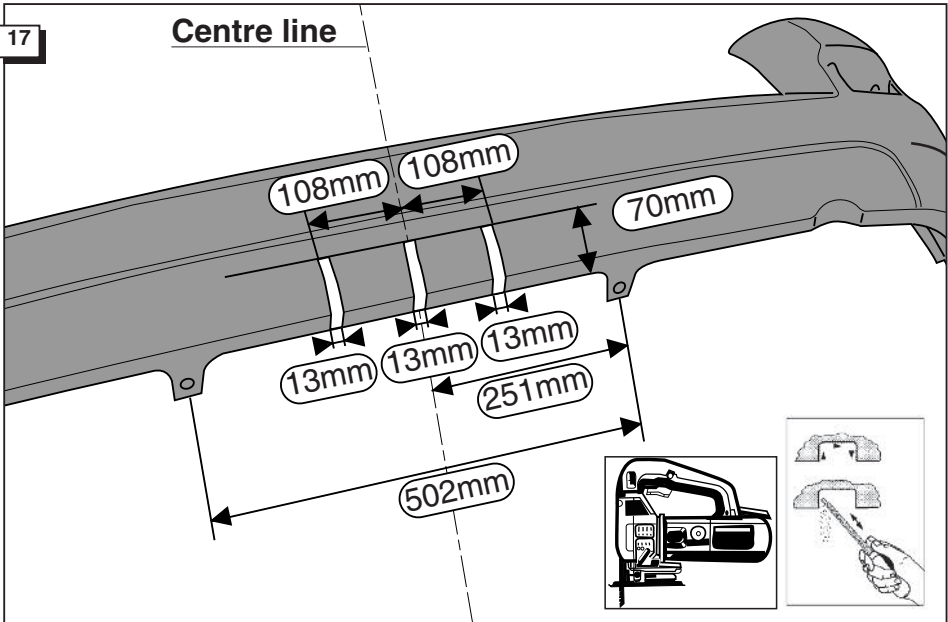


16





17

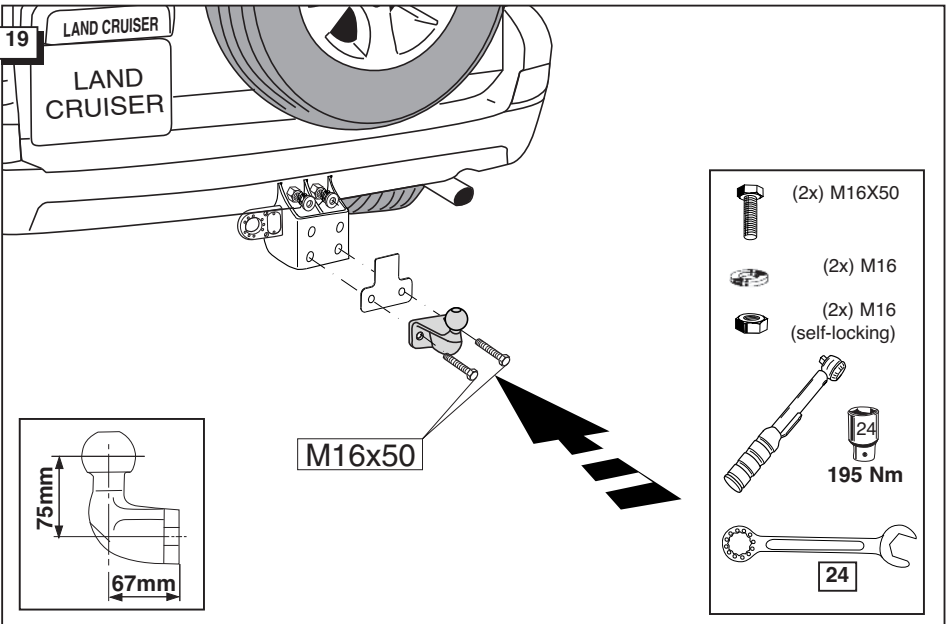
Centre line



18

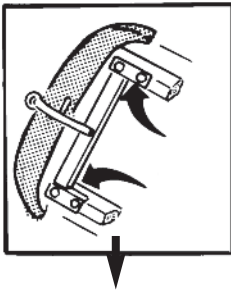


19





Nm



1000 km



(4x) M8

23 Nm



(4x) M10

46 Nm



(10x) M12x1,25

79 Nm



(2x) M16

195 Nm
(self-locking)



D

HINWEISE:

* Die für das Fahrzeug zugelassene Anhängelast ist den Fahrzeug Unterlagen zu entnehmen. Bei Änderungen des Fahrzeuggewichtes muß die höchstzulässige Anhängelast gegebenenfalls aus dem D-Wert nachgerechnet werden.

Auskunft hierüber kann Ihr Fachhändler oder der TÜV geben.

* Elektrische Anlage gemäß StVZO anbringen.

