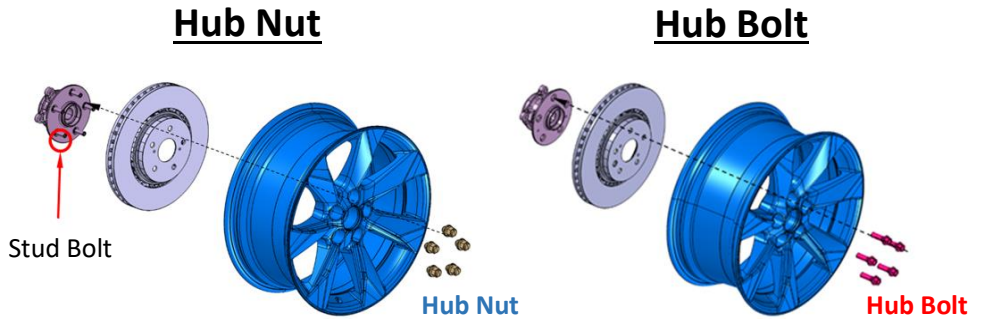



Understanding Wheel Fastener Types: Bolts and Nuts

Some recent Toyota/Lexus models are equipped with hub bolts, not stud and hub nuts.




The hub bolts have more contacting face (seating face) shapes compared to the hub nuts.

Hub Nut

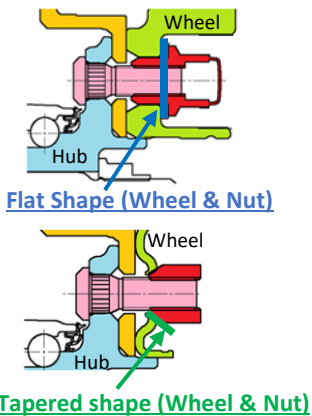


Hub Bolt

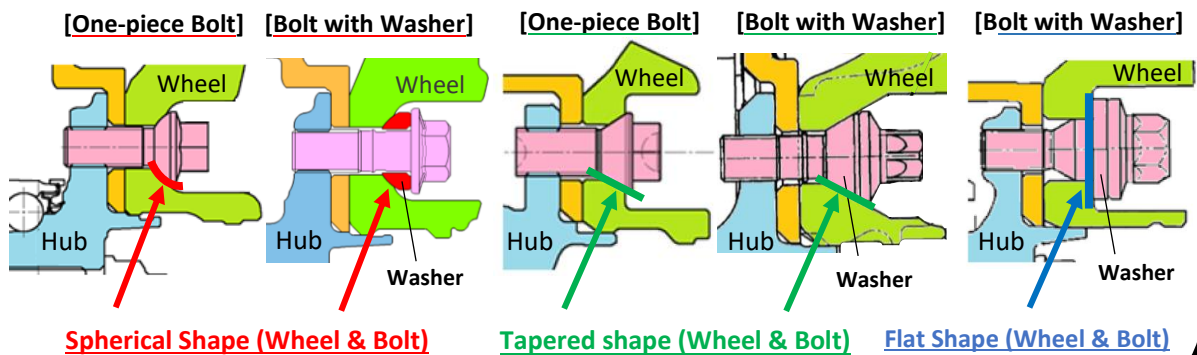


Additionally, the mating surface of the wheel is designed to accommodate the hub bolt/nut.

Hub Nut



Hub Bolt



Understanding Wheel Fastener Types: Bolts and Nuts

⚠ WARNING: Driving a vehicle with non-compatible wheels or hub bolts/nuts may result in wheel(s) coming off, which could increase the risk of a vehicle crash.

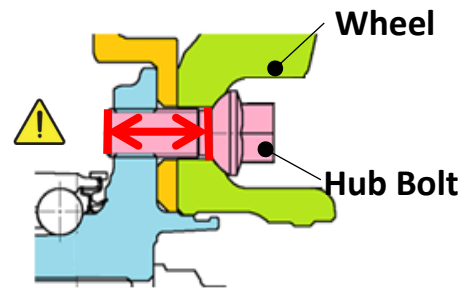
While Toyota does not recommend replacing the Toyota/Lexus genuine wheels and hub bolts/nuts with aftermarket parts, vehicle owners who wish to do so should be advised to ensure that the wheel and hub bolt/nut they decide to use are compatible. Non-genuine parts are not covered by Toyota/Lexus's warranty.

Use only the hub bolts/nuts designed for the wheel used. Genuine Toyota/Lexus hub bolts/nuts designed for other wheels/models/model years may not be compatible.

To ensure proper wheel attachment, the correct genuine Toyota/Lexus wheels and hub bolts/nuts should always be used together.

⚠ WARNING: Aftermarket hub bolts/nuts may appear very similar but may not be compatible with Genuine Toyota/Lexus wheels.

In the case of hub bolts, proper bolt length is important for correct wheel installation. Always consult the repair manual and parts catalog when sourcing Genuine Toyota/Lexus wheels and hub bolts and refer to the repair manual for the proper torque.



⚠ WARNING: Using a bolt that is too short or too long may prevent the proper tightening torque from being

When servicing or replacing wheels and/or hub bolts/nuts, always confirm part compatibility.

In the case of hub bolts, some models use one-piece bolts, and other models use bolts with washers. If washers are required for a vehicle:

- (1) Do NOT use a one-piece hub bolt, **even if the mating surface shape is the same**. These bolts are **not interchangeable on these vehicles**.
- (2) Inspect the hub bolts to ensure that the washer is not damaged and is correctly installed on the hub bolts.

