

SST FOR AIR CONDITIONING SYSTEM

	Page
SST FOR AIR CONDITIONING SYSTEM	2

NOTE:

- To find out the compressor type, please refer to the manufacturer's label affixed to the compressor.
- "For CFC-12" in the Note column means the tool is for use with R12 refrigerant (R-12).
"For HFC-134a" means the tool is for use with HFC-134a refrigerant (R-134a).
When no indication is given, the tool can be used for either refrigerant.

NOTE:



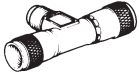

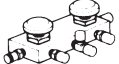







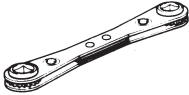



- *Pour trouver le type da compresseur, se reporter à étiquette du fabricant sur le compresseur.*
- *"Pour CFC-12" dans la colonne "Note" signifie que l'outil est pour un usage avec réfrigérant CFC-12 (R-12).
"Pour HFC-134a" signifie que l'outil est pour un usage avec réfrigérant HFC-134a (R-134a).
Lorsqu'aucune indication n'est donnée, l'outil peut être utilisé pour un des deux réfrigérants.*



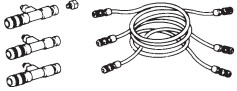








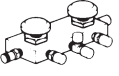




HINWEIS:











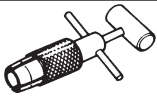
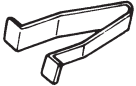




- Zum Ermitteln des Kompressortype auf die am Kompressor angebrachte Herstelleplakette Bezug nehmen.
- "Für CFC-12" in der Anmerkungsspalte bedeutet, daß das betreffende Werkzeug für das Kältemittel CFC-12 (R-12) bestimmt aist.
"Für HFC-134" bedeutet, daß das betreffende Werkzeug für das Kältemittel HFC-134a (R-134a) bestimmt ist.
Falls keine Angaben gemacht sind, kann das Werkzeug für beide Kältemittel verwendet werden.





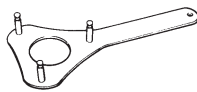


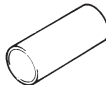





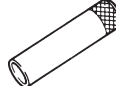


NOTA:

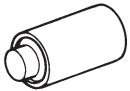


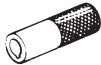


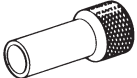
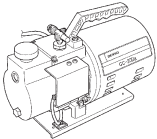
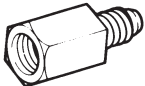
- *Para encontrar el tipo de compresor, sirvase referirse a la etiqueta del fabricante que se encuentra adherida al compresor.*
- *"Para CFC-12" en la columna Nota, significa que la herramienta es para usarla con el refrigerante CFC-12 (R-12).
"Para HFC-134a" significa que la herramienta es para usarla con el refrigerante HFC-134a (R-134a).
Cuando no se dé ninguna indicación, la herranienta puede usarse con cualquiera de los dos refrigerantes.*

Part Name			COMPRESSOR						Note	
Part No.			10P13	10P15	10P17	10P25	TV## series	10PA series		
Illustration	TOYOTA No.	DENSO No.								
	07110-58011	95048-00023	Air Conditioner Service Tool Set	*	*	*	*	*	*	For CFC-12
	07117-58010	(95048-20030)	(Refrigerant Drum Service Valve)							
	07117-58030	(95048-20021)	(T Joint)							
	07117-78011	(95048-10013)	(Refrigerant Charging Gauge)							
	07117-78022	(95048-20012)	(Refrigerant Charging Gauge Body)							
	07117-78030	(95805-10091)	(High Pressure Gauge)							
	07117-78040	(95805-10101)	(Low Pressure Gauge)							
	07117-58140	(95048-20061)	(Refrigerant Charging Gauge Body)							
	07117-88013	(95948-10061)	(Refrigerant Charging Hose)							Green color
	07117-88022	(95948-10091)	(Refrigerant Charging Hose)							Blue color
	07117-88040	(95948-10140)	(Refrigerant Charging Hose)							Orange color
	07117-88050	(95948-10160)	(Refrigerant Charging Hose)							Red color
	07117-88050	(95991-10111)	(Compressor Service Valve Wrench)							
	07117-98010	(95906-10130)	(Refrigerant Drum Packing)							Set of 10
	07118-58040	(95906-10300)	(Refrigerant Charging Hose Packing)							Set of 10
	—	(95949-10700)	(Case)							

Part Name				COMPRESSOR						Note	
Part No.				10P13	10P15	10P17	10P25	TV## series	10PA series		
Illustration	TOYOTA No.	DENSO No.									
	07117-58021	(95048-20042)	(Stop Valve)							7/16 in. (If you require a stop valve, please order a charging hose kit with stop valve.) 3/8 in. (If you require a stop valve, please order a charging hose kit with stop valve.)	
	07117-58040	(95048-20110)	(Stop Valve)								
	07110-58040	95048-0040	Charging Hose Kit, w/ Stop Valve	*	*	*	*	*	*	If you require a stop valve, please order this kit.	
	07110-58060	95048-00062	Air Conditioner Service Tool Set	*	*	*	*	*	*	For HFC-134a	
	07117-58060	(95048-10150)	(Refrigerant Drum Service Valve)							Discharge (diam. 16 mm) Suction (diam. 13 mm) Hi Lo	
	07117-58070	(95048-10160)	(T-Joint)								
	07117-58080	(95048-10130)	(Quick Coupler)								
	07117-58090	(95048-10140)	(Quick Coupler)								
	07117-58110	(95907-10310)	(O-Ring)								
	07117-58130	(95907-10320)	(O-Ring)								
	07117-78050	(95048-10091)	(Refrigerant Charging Gauge)								
	07117-78060	(95048-20120)	(Refrigerant Charging Gauge Body)								
	07117-78070	(95805-10251)	(High Pressure Gauge)								
	07117-78080	(95805-10241)	(Low Pressure Gauge)								
	07117-58140	(95048-20061)	(Service Kit Refrigerant Charging Gauge Body)								
	07117-88060	(95948-10270)	(Refrigerant Charging Hose)								Discharge (Red)

Part Name				COMPRESSOR						Note
Part No.				10P13	10P15	10P17	10P25	TV## series	10PA series	
Illustration	TOYOTA No.	DENSO No.								
	07117-88070	(95948-10280)	(Refrigerant Charging Hose)							Suction (Blue)
	07117-88080	(95948-10260)	(Refrigerant Charging Hose)							Utility (Yellow)
	07118-58040	(95906-10300)	(Refrigerant Charging Hose Packing)							Set of 10
	07118-58050	(95906-10310)	(Refrigerant Drum Service Valve Packing)							Set of 10
	07118-88031	(95949-10631)	(Case)							
	07110-61050	95993-00010	Wrench Set	*	*	*	*	*	*	
	(07111-21020)	(95992-10130)	(Holder)	*	*	*	*	*	*	
	(07111-32010)	(95993-10020)	(Hexagon Wrench)					*		4 mm
	(07111-32020)	(95993-10030)	(Hexagon Wrench)					*		5 mm
	(07111-32050)	(95993-10040)	(Hexagon Wrench)	*	*	*	*	*	*	6 mm
	07112-15010	95042-10150	Seal Plate Remover	*	*	*				
	07112-15020	95143-10010	Felt Remover Seal Plate					*	*	
	07112-25010	95042-10130	Shaft Seal Remover	*	*	*				
	07112-45021	95042-10160	Key Remover	*	*	*				
	07112-45030	95042-10510	Key Remover				*			
	07112-66040	95047-10320	Magnetic Clutch Remover					*	*	

Part Name				COMPRESSOR						Note
Part No.				10P13	10P15	10P17	10P25	TV## series	10PA series	
Illustration	TOYOTA No.	DENSO No.								
	07112-67010	95047-10040	Magnetic Clutch Stopper	*	*	*				Ex. overhang type magnetic clutch
	07112-71010	95047-10060	Magnetic Clutch Remover	*	*	*	*			
	07112-76040	95047-10070	Magnetic Clutch Stopper	*	*	*				Overhang type magnetic clutch
	07112-76050	95047-10310	Magnetic Clutch Stopper					*		
	07112-76060	95047-10331	Magnetic Clutch Stopper						*	
	—	95047-10370	Magnetic Clutch Stopper				*			
	07112-85010	95042-10620	Lip Seal Protector						*	
	07112-85020	95042-10611	Lip Seal Presser						*	
	07112-85030	95042-10631	Lip Seal Remover						*	
	07112-85080	95042-10810	Lip Seal Protector				*			
	07112-85090	95042-20420	Lip Seal Guide				*			
	07112-85100	95042-10950	Lip Seal Presser				*			
	07112-85050	95042-10790	Lip Seal Protector	*	*					10P13, 15
	07112-85060	95042-10780	Lip Seal Presser	*	*					10P13, 15
	07112-85070	95042-10770	Lip Seal Remover	*	*					10P13, 15
	07114-15010	95042-10140	Seal Plate Presser	*	*					

Part Name				COMPRESSOR						Note
Part No.				10P13	10P15	10P17	10P25	TV## series	10PA series	
Illustration	TOYOTA No.	DENSO No.								
	07114-15021	95143-10021	Seal Plate Presser					*		
	07114-35020	95042-10540	Seal Plate Presser				*			
	07114-45010	95042-10190	Key Replacer	*	*	*				
	07114-45020	95042-10530	Key Replacer				*			
	07114-84010	95994-10010	Snap Ring Pliers	*	*	*	*	*	*	
	07114-84020	95994-10020	Snap Ring Pliers	*	*	*	*	*	*	
	—	95042-10660	Seal Plate Replacer			*				
	—	95046-00130	Vacuum Pump Assy	*	*	*	*	*	*	
	—	95046-00140	Vacuum Pump Assy	*	*	*	*	*	*	
	07117-68050	95042-10880	Charging Hose Adaptor	*	*	*	*	*	*	