

# SST FOR AIR CONDITIONING SYSTEM

|                                       | Page |
|---------------------------------------|------|
| SST FOR AIR CONDITIONING SYSTEM ..... | 2    |

## NOTE:

- To find out the compressor type, please refer to the manufacturer's label affixed to the compressor.
- "For CFC-12" in the Note column means the tool is for use with R12 refrigerant (R-12).  
"For HFC-134a" means the tool is for use with HFC-134a refrigerant (R-134a).  
When no indication is given, the tool can be used for either refrigerant.

5

## NOTE:

















- *Pour trouver le type da compresseur, se reporter à étiquette du fabricant sur le compresseur.*
- *"Pour CFC-12" dans la colonne "Note" signifie que l'outil est pour un usage avec réfrigérant CFC-12 (R-12).  
"Pour HFC-134a" signifie que l'outil est pour un usage avec réfrigérant HFC-134a (R-134a).  
Lorsqu'aucune indication n'est donnée, l'outil peut être utilisé pour un des deux réfrigérants.*










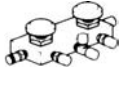






## HINWEIS:

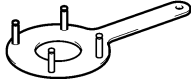















- Zum Ermitteln des Kompressortype auf die am Kompressor angebrachte Herstellerplakette Bezug nehmen.
- "Für CFC-12" in der Anmerkungsspalte bedeutet, daß das betreffende Werkzeug für das Kältemittel CFC-12 (R-12) bestimmt aist.  
"Für HFC-134" bedeutet, daß das betreffende Werkzeug für das Kältemittel HFC-134a (R-134a) bestimmt ist.  
Falls keine Angaben gemacht sind, kann das Werkzeug für beide Kältemittel verwendet werden.



## NOTA:

- *Para encontrar el tipo de compresor, sirvase referirse a la etiqueta del fabricante que se encuentra adherida al compresor.*
- *"Para CFC-12" en la columna Nota, significa que la herramienta es para usarla con el refrigerante CFC-12 (R-12).  
"Para HFC-134a" significa que la herramienta es para usarla con el refrigerante HFC-134a (R-134a).  
Cuando no se dé ninguna indicación, la herranienta puede usarse con cualquiera de los dos refrigerantes.*

| Part Name   |                    |                    |                         | COMPRESSOR |       |       |       |             |             | Note                          |
|---|--------------------|--------------------|-------------------------|------------|-------|-------|-------|-------------|-------------|-------------------------------|
| Part No.  |                    |                    |                         | 10P13      | 10P15 | 10P17 | 10P25 | TV## series | 10PA series |                               |
| Illustration  | TOYOTA No.         | DENSO No.          |                         |            |       |       |       |             |             |                               |
|    | <b>09985-00010</b> | <b>95143-10010</b> | Felt Remover Seal Plate |            |       |       |       | *           | *           |                               |
|    | <b>09985-00020</b> | <b>95047-10320</b> | Magnetic Clutch Remover |            |       |       |       | *           | *           |                               |
|    | <b>09985-00030</b> | <b>95047-10070</b> | Magnetic Clutch Stopper | *          | *     | *     |       |             |             | Overhang type magnetic clutch |
|    | <b>09985-00040</b> | <b>95047-10310</b> | Magnetic Clutch Stopper |            |       |       |       | *           |             |                               |
|    | <b>09985-00050</b> | <b>95042-10150</b> | Seal Plate Remover      | *          | *     | *     |       |             |             |                               |
|    | <b>09985-00060</b> | <b>95042-10130</b> | Shaft Seal Remover      | *          | *     | *     |       |             |             |                               |
|    | <b>09985-00070</b> | <b>95042-10160</b> | Key Remover             | *          | *     | *     |       |             |             |                               |
|  | <b>09985-00080</b> | <b>95042-10510</b> | Key Remover             |            |       |       | *     |             |             |                               |
|  | <b>09985-00090</b> | <b>95042-10620</b> | Lip Seal Protector      |            |       |       |       |             | *           |                               |
|  | <b>09985-00100</b> | <b>95042-10611</b> | Lip Seal Presser        |            |       |       |       |             | *           |                               |
|  | <b>09985-00110</b> | <b>95042-10631</b> | Lip Seal Remover        |            |       |       |       |             | *           |                               |
|  | <b>09985-00120</b> | <b>95042-10790</b> | Lip Seal Protector      | *          | *     |       |       |             |             | 10P13, 15                     |
|  | <b>09985-00130</b> | <b>95042-10780</b> | Lip Seal Presser        | *          | *     |       |       |             |             | 10P13, 15                     |
|  | <b>09985-00140</b> | <b>95042-10770</b> | Lip Seal Remover        | *          | *     |       |       |             |             | 10P13, 15                     |
|  | <b>09985-00150</b> | <b>95042-10810</b> | Lip Seal Protector      |            |       |       | *     |             |             |                               |
|  | <b>09985-00160</b> | <b>95042-20420</b> | Lip Seal Guide          |            |       |       | *     |             |             |                               |

| Part Name   |                      |                      |   | COMPRESSOR |       |       |       |             |  | Note |
|---|----------------------|----------------------|---|------------|-------|-------|-------|-------------|--|------|
| Part No.  |                      |                      |   | 10P13      | 10P15 | 10P17 | 10P25 | TV## series | 10PA series  |      |
| Illustration  | TOYOTA No.           | DENSO No.            |   |            |       |       |       |             |  |      |
|    | <b>09985-00170</b>   | <b>95042-10950</b>   | Lip Seal Presser                                |            |       |       | *     |             |  |      |
|    | <b>09985-00180</b>   | <b>95042-10140</b>   | Seal Plate Presser                              | *          | *     |       |       |             |  |      |
|    | <b>09985-00190</b>   | <b>95143-10021</b>   | Seal Plate Presser                              |            |       |       |       | *           |  |      |
|    | <b>09985-00200</b>   | <b>95042-10540</b>   | Seal Plate Presser                              |            |       |       | *     |             |  |      |
|    | <b>09985-00210</b>   | <b>95042-10530</b>   | Key Replacer                                    |            |       |       | *     |             |  |      |
|    | <b>09985-00220</b>   | <b>95042-10880</b>   | Charging Hose Adaptor                           | *          | *     | *     | *     | *           | *  |      |
|   | <b>09985-00230</b>   | <b>95948-10630</b>   | Refrigerant Charging Hose                       |            |       |       |       |             | For CFC 12 (Red)<br>1500 mm                              |      |
|  | <b>09985-00240</b>   | <b>95948-10580</b>   | Refrigerant Charging Hose                       |            |       |       |       |             | For CFC 12 (Red)<br>7/16-20UNF &<br>3/8-24UNF<br>2000 mm |      |
|  | <b>09985-02010</b>   | <b>95048-10091</b>   | Refrigerant Charging Gauge                      |            |       |       |       |             |  |      |
|  | <b>(09985-02020)</b> | <b>(95048-20120)</b> | ( Refrigerant Charging Gauge Body )             |            |       |       |       |             |  |      |
|  | <b>(09985-02030)</b> | <b>(95805-10241)</b> | (Low Pressure Gauge)                            |            |       |       |       |             |  |      |
|  | <b>(09985-02040)</b> | <b>(95805-10251)</b> | (High Pressure Gauge)                           |            |       |       |       |             |  |      |
|  | <b>(09985-02100)</b> | <b>(95907-10310)</b> | (O-Ring)  |            |       |       |       |             | for Discharge Quick Coupler<br>Hi Pressure               |      |
|  | <b>(09985-02120)</b> | <b>(95907-10320)</b> | (O-Ring)  |            |       |       |       |             | for Discharge Quick Coupler<br>Lo Pressure               |      |
|  | <b>(09985-00250)</b> | <b>(95048-20061)</b> | ( Service Kit Refrigerant Charging Gauge Body ) |            |       |       |       |             |  |      |
|  | <b>09985-00260</b>   | <b>95047-10332</b>   | Magnetic Clutch Stopper                         |            |       |       |       | *           |  |      |

| Part Name   |                      |                      | COMPRESSOR                                      |       |       |       |            |             | Note                     |
|---|----------------------|----------------------|---|-------|-------|-------|------------|-------------|--------------------------|
| Part No.  |                      |                      | 10P13   | 10P15 | 10P17 | 10P25 | TV# series | 10PA series |                          |
| Illustration  | TOYOTA No.           | DENSO No.            |   |       |       |       |            |             |                          |
|    | <b>09985-00270</b>   | <b>95047-10400</b>   | Magnetic Clutch Stopper                         |       |       |       |            |             |                          |
|    | <b>09985-20010</b>   | <b>95048-00063</b>   | Air Conditioner Service Tool Set                |       |       |       |            |             | * * * * * * For HFC-134a |
|    | <b>(09985-02010)</b> | <b>(95048-10091)</b> | ( Refrigerant Charging Gauge )                  |       |       |       |            |             |                          |
|    | <b>(09985-02050)</b> | <b>(95948-10460)</b> | ( Refrigerant Charging Hose )                   |       |       |       |            |             | Utility (Yellow) 2000 mm |
|    | <b>(09985-02060)</b> | <b>(95948-10480)</b> | ( Refrigerant Charging Hose )                   |       |       |       |            |             | Suction (Blue) 1500 mm   |
|    | <b>(09985-02070)</b> | <b>(95948-10470)</b> | ( Refrigerant Charging Hose )                   |       |       |       |            |             | Discharge (Red) 1500 mm  |
|    | <b>(09985-02080)</b> | <b>(95906-10300)</b> | ( Refrigerant Charging Hose Packing )           |       |       |       |            |             | Set of 10                |
|  | <b>(09985-02090)</b> | <b>(95048-10130)</b> | ( Quick Coupler )                               |       |       |       |            |             | Discharge (diam. 16 mm)  |
|  | <b>(09985-02110)</b> | <b>(95048-10140)</b> | ( Quick Coupler )                               |       |       |       |            |             | Suction (diam. 13 mm)    |
|  | <b>(09985-02130)</b> | <b>(95048-10150)</b> | ( Refrigerant Drum Service Valve )              |       |       |       |            |             |                          |
|  | <b>(09985-02140)</b> | <b>(95906-10310)</b> | ( Refrigerant Drum Service Valve Packing )      |       |       |       |            |             | Set of 10                |
|  | <b>(09985-02150)</b> | <b>(95048-10160)</b> | ( T-Joint )                                     |       |       |       |            |             |                          |
|  | <b>09985-30010</b>   | <b>95048-00024</b>   | Air Conditioner Service Tool Set                |       |       |       |            |             | * * * * * * For CFC-12   |
|  | <b>(09985-00250)</b> | <b>(95048-20061)</b> | ( Service Kit Refrigerant Charging Gauge Body ) |       |       |       |            |             |                          |
|  | <b>(09985-03010)</b> | <b>(95948-10490)</b> | ( Refrigerant Charging Hose )                   |       |       |       |            |             | Yellow color 20000 mm    |
|  | <b>(09985-03020)</b> | <b>(95948-10510)</b> | ( Refrigerant Charging Hose )                   |       |       |       |            |             | Blue color 15000 mm      |

| Part Name   |                      |                      | COMPRESSOR                               |       |       |       |            |             | Note                 |
|---|----------------------|----------------------|--|-------|-------|-------|------------|-------------|----------------------|
| Part No.  |                      |                      | 10P13                                    | 10P15 | 10P17 | 10P25 | TV# series | 10PA series |                      |
| Illustration  | TOYOTA No.           | DENSO No.            |  |       |       |       |            |             |                      |
|  | <b>(09985-03030)</b> | <b>(95948-10500)</b> | ( Refrigerant Charging )<br>Hose         |       |       |       |            |             | Red color<br>1500 mm |
|  | <b>(09985-02080)</b> | <b>(95906-10300)</b> | ( Refrigerant Charging )<br>Hose Packing |       |       |       |            |             | Set of 10            |