# Auris (LHD)

## TPA Front

Installation instructions

TOYOTA

ALWAYS A
BETTER WAY

| | |
|---|---|
| Model year: | 2015/05 |
| Vehicle code: | **E18*L-D****W |
| Part number: | PW501 - 05100<br>PW501-00700-** (x2)<br>PW501-00580 (Optional) |

Manual reference number: AIM 003 500-0

06DE4047A

# Revision record

| Rev. No. | Date | Page | Picture | Update | New | Deleted steps |
|---|---|---|---|---|---|---|
| | | | | | | |
| | | | | | | |
| | | | | | | |
| | | | | | | |
| | | | | | | |
| | | | | | | |
| | | | | | | |

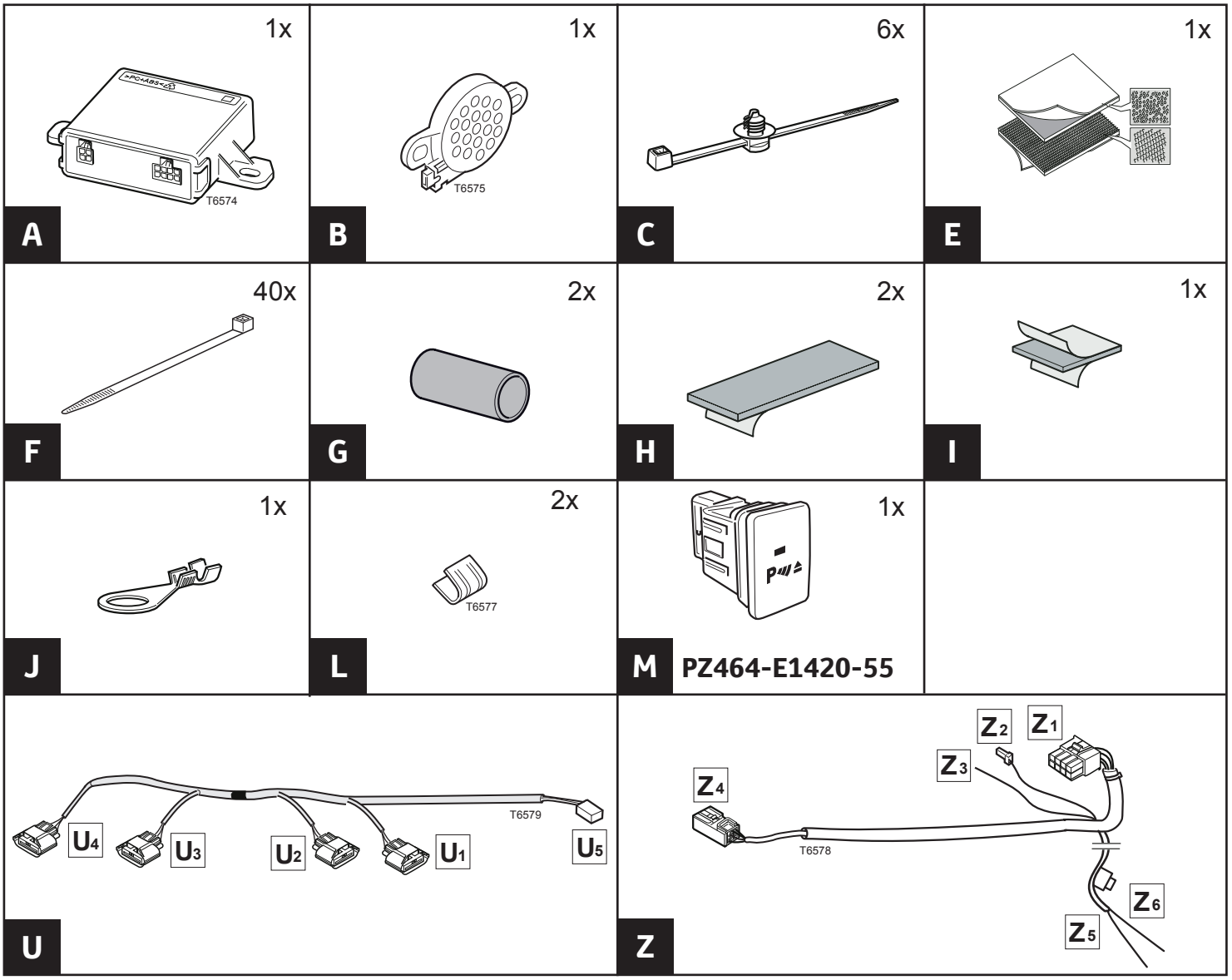


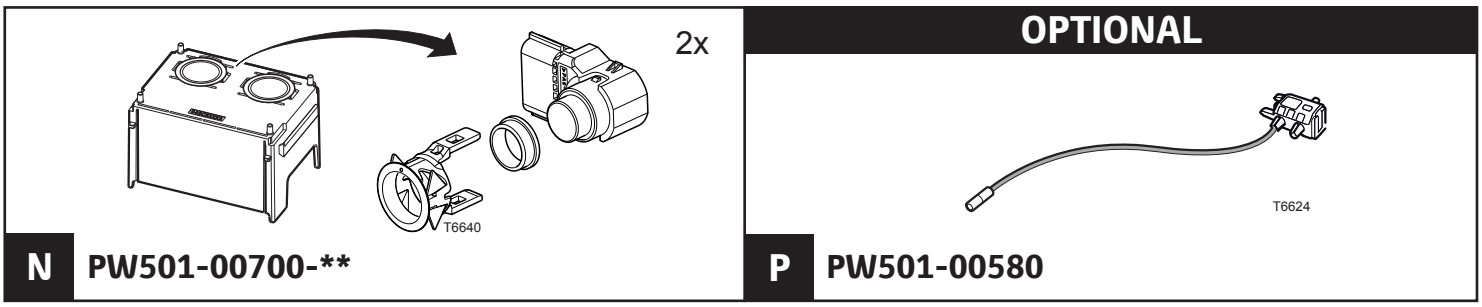

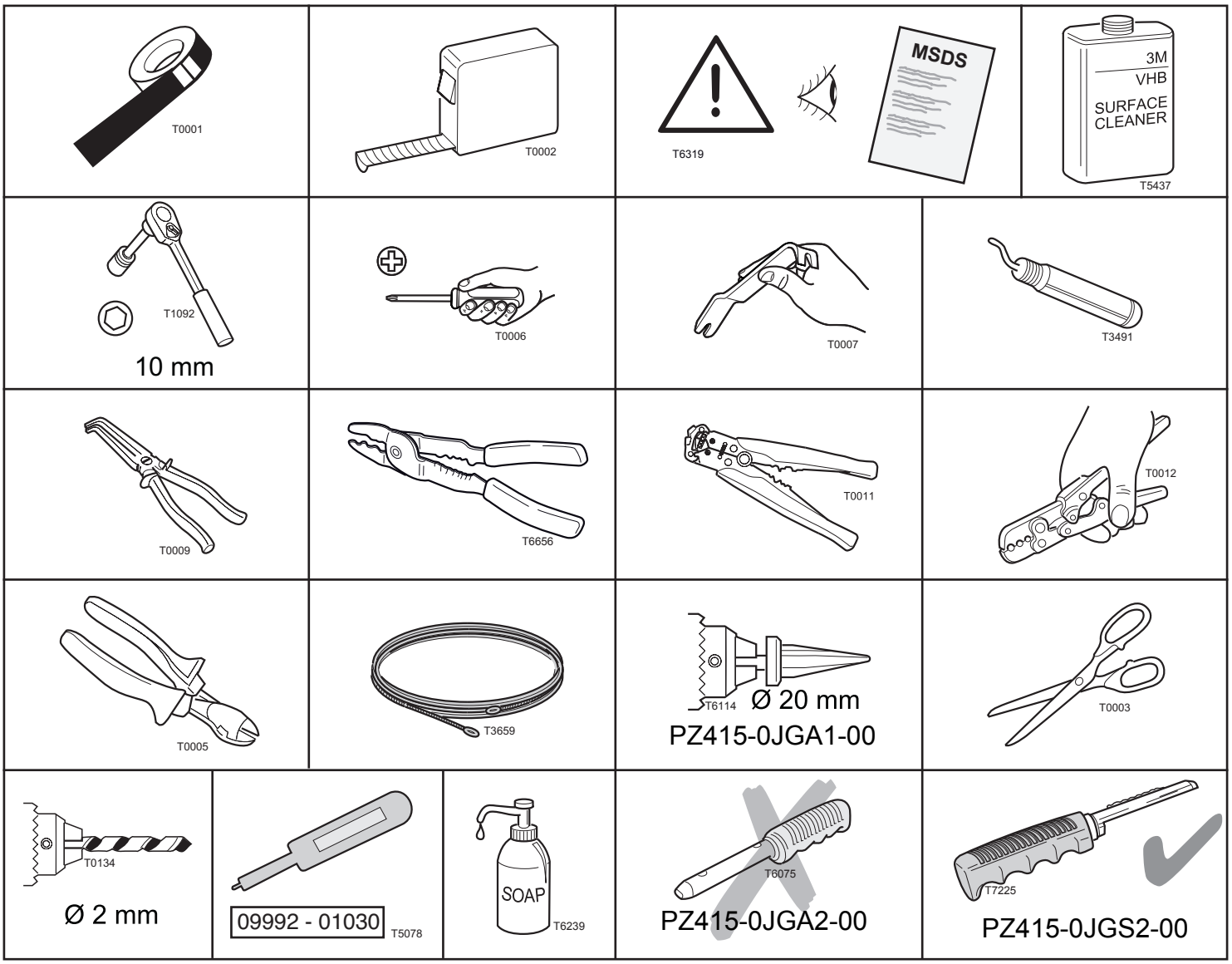
T0001
T0002
T6319
MSDS
3M
VHB
SURFACE CLEANER
T5437
T1092
10 mm
T0006
T0007
T3491
T0009
T6656
T0011
T0012
T0005
T3659
T6114
Ø 20 mm
PZ415-0JGA1-00
T0003
T0134
Ø 2 mm
09992 - 01030
T5078
SOAP
T6239
T6075
PZ415-0JGA2-00
T7225
PZ415-0JGS2-00

**EN**

- Expert Fitment Required.
- Disconnect the battery earth cable.
- To avoid damage to the wiring harness, ensure contact with sharp edges is prevented.
- Install parts as shown on illustrations.
- Re-connect battery.
- Re-fit panels, ensure that the wiring harness and other components are neatly and securely located.

**DE**

- Montage durch Fachwerkstatt erforderlich.
- Massekabel von Batterie abklemmen.
- Zur Vermeidung von Beschädigungen an der Kabelisolierung ist Berührung mit scharfen Kanten zu vermeiden.
- Teile gemäß Abbildung montieren.
- Batterie wieder anschließen.
- Paneele wieder anbringen; achten Sie darauf, dass der Kabelbaum und andere Teile ordnungsgemäß und genau positioniert sind.

**ES**

- Montaje sólo por el concesionario.
- Desconectar el cable de masa de la batería.
- A efectos de evitar desperfectos en el aislamiento del cable, hay que evitar el contacto con aristas cortantes.
- Montar las piezas tal como se indica en las figuras.
- Vuelva a conectar la batería.
- Volver a colocar los paneles; preste atención a que el mazo del cable y las demás piezas tengan la posición correcta y precisa.

**FR**

- Montage par spécialiste nécessaire.
- Débrancher le câble de masse de la batterie.
- Eviter tout contact avec des arêtes vives afin de ne pas endommager l'isolation des câbles.
- Monter les pièces selon les figures.
- Reconnecter la batterie.
- Remettre le panneau; veillez à ce que le faisceau et les autres pièces soient positionnés correctement et avec la précision requise.

**IT**

- E' necessario in officina specializzata.
- Staccare il cavo di massa dalla batteria
- Allo scopo di evitare danni all'isolazione dei cavi, evitare di metterli a contatto con spigoli acuti.
- Montare le parti secondo quanto rilevabile delle illustrazioni.
- Riconnettere la batteria.
- Rimettere in posizione i pannelli; far ben attenzione che il fascio di cavi e le altre parti siano state posizionate con esattezza e nella dovuta maniera.

**PT**

- Especialista em montagem requerido.
- Separe o cabo de terra do acumulador.
- Para não se danificar a isolação dos cabos, é conveniente evitar-se contacto com arestas afiadas.
- Monte as partes conforme ilustrado.
- Recolocar a bateria
- Tornar a colocar os painéis; verificar se a árvore de cabos e outras peças estão na posição exacta e prescrita.

**NL**

- Montage door vakman nodig.
- Massakabel van accu losmaken.
- Ter vermijding van beschadigingen aan de isolatie van de elektrokit dient contact met scherpe kanten te worden vermeden.
- Delen overeenkomstig afbeelding monteren.
- Accu weer aansluiten.
- Panelen weer monteren; let erop, dat de kabelboom en andere delen correct en netjes gepositioneerd worden.

**DA**

- Montage ved professionelt værksted påkrævet.
- Stelkabel fjernes fra batteri.
- Berøring med skarpe kanter skal undgås for at undgå beskadigelse af kabelisoleringen.
- Dele skal monteres i henhold til illustrationer.
- Tilslut batteri igen.
- Paneler fastgøres igen; vær opmærksom på, at kabelsamlingen og andre dele placeres korrekt og præcist.

**NO**

- Nødvendig med montering fra fagvegverksted.
- Klem jordkabelen av batteriet.
- For å unngå skader på kabelisoleringen må berøring av skarpe kanter unngås.
- Monter alle deler i henhold til illustrasjonene.
- Tilkopl batteriet igjen.
- Monter panelene igjen, og pass på at kabelbunten og andre deler er anbrakt ordentlig og på riktig sted.

**SV**

- Verkstadsmontage erfordras.
- Lossa stomkabeln från batteriet.
- För att förhindra skador på ledningarnas isolation skall beröring med vassa kanter undvikas.
- Montera detaljerna enligt figurerna
- Anslut batteriet igen.
- Sätt tillbaka panelerna igen; kontrollera noga att ledningsmattan och andra detaljer ligger på rätt plats.

**FI**

- Asennus tarpeen merkkikorjaamossa.
- Erota maadoitusjohto akusta
- Pidä huoli myös siitä, että kaapelointi on korin kiinnityksen myötäinen ja kiinnitetty huolellisesti muihin liikkuviin osjin.
- Asenna osat kuvien mukaan.
- Kytke akku takaisin.
- Aseta paneelit paikalleen; tarkista, että kaapelointi ja muut osat ovat asianmukaisesti ja tarkalleen paikoillaan.

**CS**

- Montáž ve specializované dílně nutná.
- Odpojte zemnicí kabel od baterie.
- Zabraňte tomu, aby se kabely poškodily tím, že jsou položeny na ostrých hranách.
- Montujte části podle vyobrazení
- Opět připojit baterii.
- Opět připevněte panely; dbejte na to, aby svazek kabelů a ostatní čísti byly uloženy na správném místě.

**HU**

- A szereléshez szakműhely kell.
- Húzza le az akkumulátor testkábeljét.
- A kábelszigetelés megsérülésének elkerülésére ügyeljen arra, hogy a kábel ne juthasson érintkezésbe éles peremű alkatrészekkel.
- Az alkatrészeket az ábrák szerint szerelje be.
- Ismét csatlakoztassa az akkumulátort.
- Szerelje vissza a fedőlapokat, ügyeljen arra, hogy a ábelek és a többi alkatrészek pontosan a számukra kijelölt helyen maradjanak.

**PL**

- Konieczny montaż przez warsztat specjalistyczny.
- Odłączyć przewód masy od akumulatora.
- Dla zapobieżenia uszkodzeniu izolacji chronić przed zetknięciem z ostrymi krawędziami.
- Zamontować części zgodnie z rysunkiem.
- Ponownie podłączyć akumulator.
- Na powrót osadzić osłony; zadbać aby wiązka kablowa i inne części były właściwie i dokładnie ułożone.

**EL**

- Να τοποθεί από συνεργείο.
- Αποσυνδέστε το καλώδιο γείωσης από τη μπαταρία.
- Για να αποφευχθούν ζημίες στη μόνωση καλωδίων,να αποφεύγεται η επαφή των με αιχμηρές ακμές.
- Τοποθέτηση των μερών σύμφωνα με τις Εικόνες.
- Συνδέστε πάλι τη μπαταρία.
- Τοποθετήστε πάλι το κάλυμμα· προσοχή, η πλεξούδα καλωδίων και άλλα μέρη να είναι τοποθετημένα ακριβώς και σύμφωνα με τους κανονισμούς.

**RU**

- Монтаж должны выполнять специалисты в мастерской
- Отсоединить заземляющий кабель аккумулятора
- Во избежание повреждений изоляции кабеля не допускать соприкасания с острыми углами
- Монтировать части согласно иллюстрации
- Снова подключить аккумулятор
- Установить панель, проверить правильность и точность расположения кабелей и других частей.

**TR**

- Uzmanın takması gereklidir.
- Akü toprak kablosunu ayırın.
- Kablo demetinin hasar görmemesi için, sivri objelerle temasın engellenmesini sağlayın.
- Parçaları çizimlerde gösterildiği gibi takın.
- Aküyü tekrar bağlayın.
- Panoları tekrar takın, kablo demeti ve diğer komponentlerin tam ve sıkıca yerleşmesini sağlayın.

**BG**

- Изисква се поставяне от специалист.
- Откачете заземяващия кабел на акумулатора.
- За избягване на повреди по кабелния сноп се уверете, че няма контакт с остри ръбове.
- Монтирайте частите според показаното на илюстрацията.
- Свържете отново акумулатора.
- Поставете отново панелите, уверете се, че кабелният сноп и останалите компоненти са разположени подредено и надеждно.

**ET**

- Paigaldada spetsialisti poolt.
- Võtke massikaabel aku küljest lahti.
- Juhtmestiku kahjustamise vältimiseks hoidke juhtmed eemal teravatest servadest.
- Paigaldage osad vastavalt joonistele.
- Ühendage aku.
- Paigaldage kattepaneelid; veenduge, et juhtmestik ja muud osad on paigutatud korrektselt ning kindlalt.

**LV**

- Nepieciešami īpaši saliekamie elementi.
- Atvienojiet akumulatora zemējuma vadu.
- Lai nesabojātu elektroinstalāciju, nepieskarieties tai ar asiem priekšmetiem.
- Uzstādiet detaļas, kā parādīts attēlos.
- Pievienojiet akumulatoru.
- Uzlieciet paneļus, raugieties, lai elektroinstalācija un citas daļas būtu kārtīgi un stingri nofiksētas.

**LT**

- Būtina, kad sumontuotų specialistas.
- Atjunkite akumuliatoriaus įžeminimo laidą.
- Tam, kad išvengtumėte įvado apgadinimo, saugokite, kad laidai nesiliestų prie aštrių briaunų.
- Sumontuokite dalis taip, kaip pavaizduota iliustracijoje.
- Prijunkite akumuliatorių.
- Į vietas įdėkite skydelius, patikrinkite, ar laidų šarvai ir kiti komponentai yra savo vietose ir gerai pritvirtinti.

**RO**

- Este necesară instalarea de către un specialist.
- Deconectați cablul de împământare a bateriei.
- Pentru a evita deteriorarea cablajului, evitați contactul cu muchiile ascuțite.
- Montați componentele aşa cum este prezentat în figuri.
- Reconectați bateria
- Reinstalați panourile, aveți grijă de plasarea îngrijită şi în condiții de siguranță a cablajului şi a celorlalte componente.

**SL**

- Potrebna je strokovna montaža.
- Odklopite ozemljitveni kabel akumulatorja.
- Da preprečite poškodbe kabelskega snopa, preprečite stik z ostrimi robovi.
- Dele namestite, kot je prikazano na slikah.
- Ponovno priklopite akumulator.
- Ponovno montirajte panele in zagotovite, da so kabelski snop in druge komponente nameščene varno.

**SK**

- Vyžaduje sa profesionálne vybavenie.
- Odpojte zemniaci vodič akumulátora.
- Káblové zväzky sa nesmú dotýkať ostrých okrajov, aby sa nepoškodili.
- Dielce založte tak, ako je znázornené na obrázkoch.
- Znovu zapojte akumulátor.
- Založte panely a uistite sa, že káblové zväzky a iné dielce sú bezpečne a prehľadne uložené.

| | EN | DE | ES | FR | IT | PT | NL | DA | NO | SV | FI | CS |
|---|---|---|---|---|---|---|---|---|---|---|---|---|
| L | Blue | Blau | Azul | Bleu | Blu | Azul | Blauw | Blå | Blå | Blå | Sininen | Modrá |
| B | Black | Schwarz | Negro | Noir | Nero | Preto | Zwart | Sort | Sort | Svart | Musta | Černá |
| BR | Brown | Braun | Marrón | Marron | Marrone | Castanho | Bruin | Brun | Brun | Brun | Ruskea | Hnědá |
| DL | Dark blue | Dunkelblau | Azul oscuro | Bleu foncé | Blu scuro | Azul-escuro | Donker-blauw | Mørkeblå | Mørkeblå | Mörkblå | Tummansi-ninen | Tmavomodrá |
| DG | Dark green | Dunkelgrün | Verde oscuro | Vert foncé | Verde scuro | Verde-escuro | Donker-groen | Mørkegrøn | Mørkegrønn | Mörkgrön | Tummanvihreä | Tmavozelená |
| G | Green | Grün | Verde | Vert | Verde | Verde | Groen | Grøn | Grønn | Grön | Vihreä | Zelená |
| GR | Grey | Grau | Gris | Gris | Grigio | Cinzento | Grijs | Grå | Grå | Grå | Harmaa | Šedá |
| LB | Light blue | Hellblau | Azul claro | Bleu clair | Blu chiaro | Azul-claro | Lichtblauw | Lyseblå | Lyseblå | Ljusblå | Vaaleansininen | Bleděmodrá |
| LG | Light green | Hellgrün | Verde claro | Vert clair | Verde chiaro | Verde-claro | Lichtgroen | Lysegrøn | Lysegrønn | Ljusgrön | Vaaleanvihreä | Světlezelená |
| NO | Natural colour | Naturfarben | Color natural | Nature | Colori naturali | Cores naturais | Naturel | Naturfarvet | Naturfarger | Naturfärger | Luonnonväri | Přírodní barva |
| O | Orange | Orange | Naranja | Orange | Arancione | Laranja | Oranje | Orange | Orange | Orange | Oranssi | Oranžová |
| P | Pink | Rosa | Rosa | Rose | Rosa | Rosa | Rosé | Rosa | Rosa | Rosa | Rosa | Růžová |
| R | Red | Rot | Rojo | Rouge | Rosso | Vermelho | Rood | Rød | Rød | Röd | Punainen | Červená |
| PU | Purple | Purpur | Púrpura | Pourpre | Rosso porpora | Púrpura | Paars | Purpur | Purpur | Purpur | Purppura | Purpurová |
| SB | Sky blue | Himmel-blau | Azul cielo | Bleu ciel | Celeste | Azul-céu | Hemels-blauw | Himmelblå | Himmelblå | Himmelsblå | Taivaansininen | Blankytná |
| T | Yellow brown | Gelbbraun | Amarillo-marrón | Marron-jaune | Giallomarrone | Castanho-amarelado | Geelbruin | Gulbrun | Gulbrun | Gulbrun | Keltaisenrus-kea | Žlutohnědá |
| W | White | Weiß | Blanco | Blanc | Bianco | Branco | Wit | Hvid | Hvit | Vit | Valkoinen | Bílá |
| Y | Yellow | Gelb | Amarillo | Jaune | Giallo | Amarelo | Geel | Gul | Gul | Gul | Keltainen | Žlutá |
| V | Violet | Violett | Violeta | Violet | Viola | Violeta | Violet | Violet | Fiolett | Violett | Violett | Fialová |

| | HU | PL | EL | RU | TR | BG | ET | LV | LT | RO | SL | SK |
|---|---|---|---|---|---|---|---|---|---|---|---|---|
| L | Kék | Niebieska | Μπλε | Синий | Mavi | Синьо | Sinine | Zils | Mėlyna | Albastru | Modra | Modrá |
| B | Fekete | Czarna | Μαύρο | Чёрный | Siyah | Черно | Must | Melns | Juoda | Negru | Črna | Čierna |
| BR | Barna | Brązowa | Καφέ | Коричневый | Kahver-engi | Кафяво | Pruun | Brūns | Ruda | Maro | Rjava | Hnedá |
| DL | Sötétkék | Granatowa | Σκούρο μπλε | Тёмно-синий | Koyu mavi | Тъмносиньо | Tumesi-nine | Tumši zils | Tamsiai mėlyna | Albastru închis | Temno modra | Tmavomodrá |
| DG | Sötétzöld | Ciemnozielona | Σκούρο πράσινο | Тёмно-зелёный | Koyu yesil | Тъмнозелено | Tumero-heline | Tumši zaļš | Tamsiai žalia | Verde închis | Temno zelena | Tmavozelená |
| G | Zöld | Zielona | Πράσινο | Зелёный | Yeşil | Зелено | Roheline | Zaļš | Žalia | Verde | Zelena | Zelená |
| GR | Szürke | Szara | Γκρι | Серый | Gri | Сиво | Hall | Pelēks | Pilka | Gri | Siva | Sivá |
| LB | Világoskék | Jasnoniebieska | Ανοικτό μπλε | Голубой | Acik mavi | Светлосиньо | Helesinine | Gaiši zils | Šviesiai mėlyna | Albastru deschis | Svetlo modra | Svetlomodrá |
| LG | Világoszöld | Jasnozielona | Ανοικτό πράσινο | Светло-зелёный | Acik yesil | Светлозелено | Helerohe-line | Gaiši zaļš | Šviesiai žalia | Verde deschis | Svetlo zelena | Svetlozelená |
| NO | Természetes színű | Barwy naturalne | Φυσικά χρώματα | Телесный | Nötr | Естествен цвят | Värvitu | Dabiska krāsa | Natūrali spalva | Culoare naturală | Naravna barva | Prírodná farba |
| O | Narancs | Pomarańczowa | Πορτοκαλί | Оранжевый | Turuncu | Оранжево | Oranž | Oranžs | Oranžinė | Portocaliu | Oranžna | Oranžová |
| P | Rózsaszín | Różowa | Ροζ | Розовый | Pembe | Розово | Roosa | Rozā | Rožinė | Roz | Roza | Ružová |
| R | Piros | Czerwona | Κόκκινο | Красный | Kırmızı | Червено | Punane | Sarkans | Raudona | Roşu | Rdeča | Červená |
| PU | Bíborvörös | Purpurowa | Πορφυρό | Пурпурный | Mor | Пурпурно | Tume-punane | Purpursar-kans | Purpurinė | Mov | Škrlatna | Purpurová |
| SB | Égszínkék | Bękitna | Γαλάζιο | Небесно-голубой | Gök mavisi | Небесносиньо | Taevasi-nine | Debeszils | Žydra | Azuriu | Nebesno modra | Azúrová |
| T | Sárgásbarna | Żółtobrązowa | Κιτρινοκαφέ | Жёлто-коричневый | Sari kahverengi | Жълтокафяво | Kollane-pruun | Dzeltenbrūns | Gelsvai ruda | Galben-maro | Rumeno rjava | Žltohnedá |
| W | Fehér | Biała | Λευκό | Белый | Beyaz | Бяло | Valge | Balts | Balta | Alb | Bela | Biela |
| Y | Sárga | Żółta | Κίτρινο | Жёлтый | Sarı | Жълто | Kollane | Dzeltens | Geltona | Galben | Rumena | Žltá |
| V | Ibolyakék | Fioletowa | Μοβ | Фиолетовый | Menekşe | Виолетово | Lilla | Violets | Violetinė | Violet | Vijolična | Fialová |

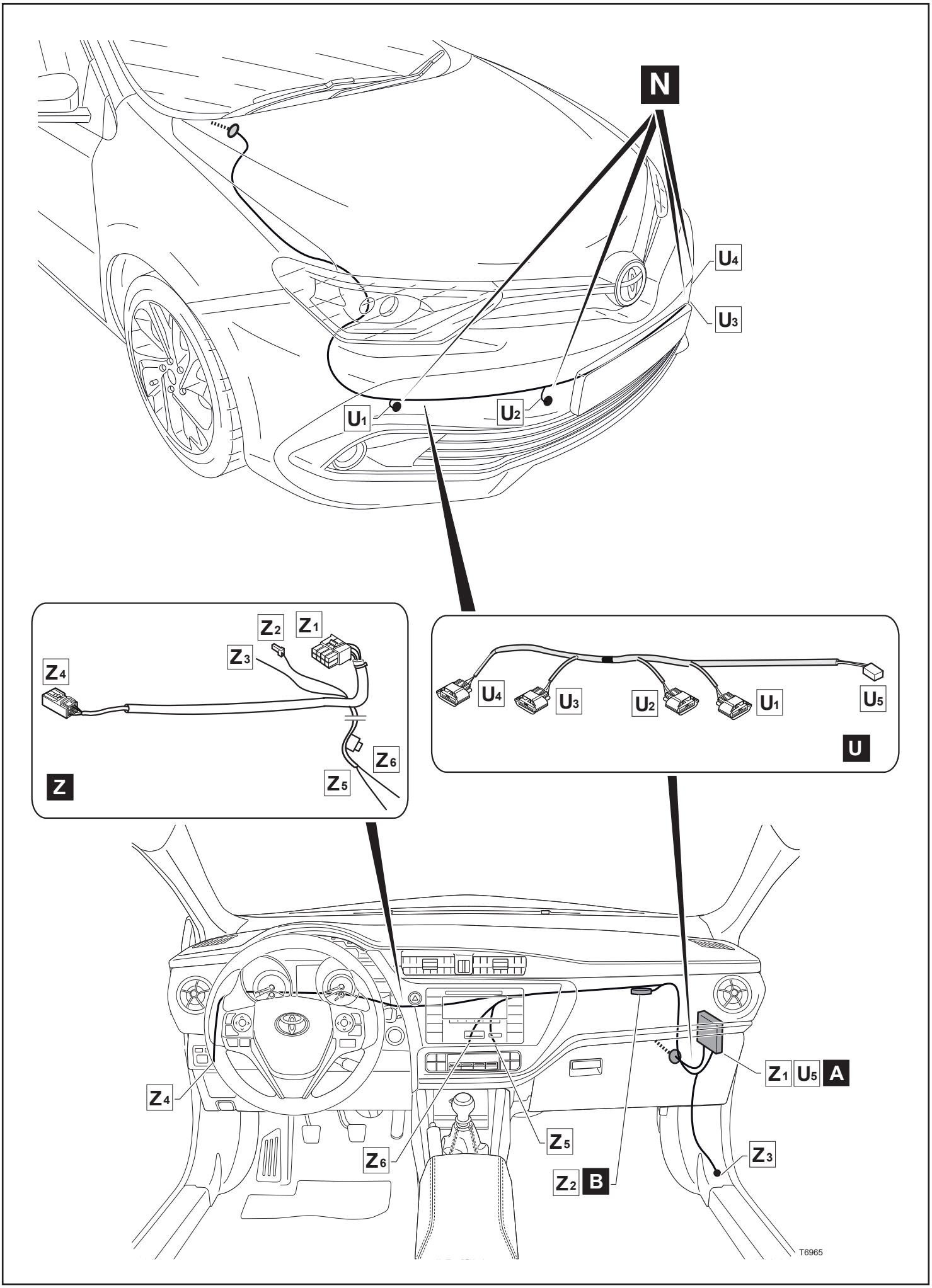
N
U4
U3
U1
U2
Z2
Z1
Z3
Z4
Z6
Z5
Z
U4
U3
U2
U1
U5
U
Z1
U5
A
Z4
Z5
Z6
Z3
Z2
B
T6965

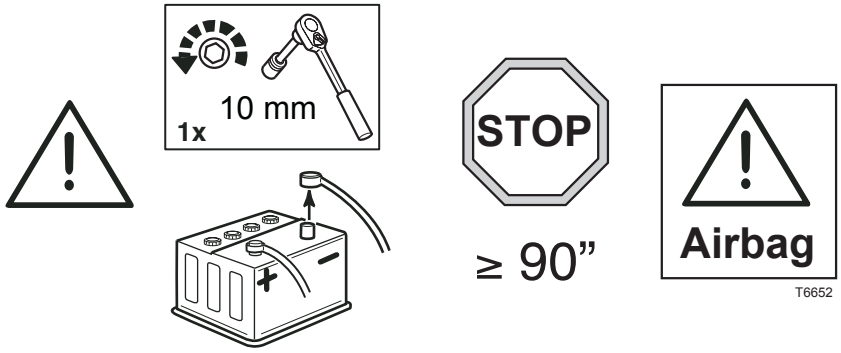
10 mm
1x
STOP
≥ 90”
Airbag
T6652

1

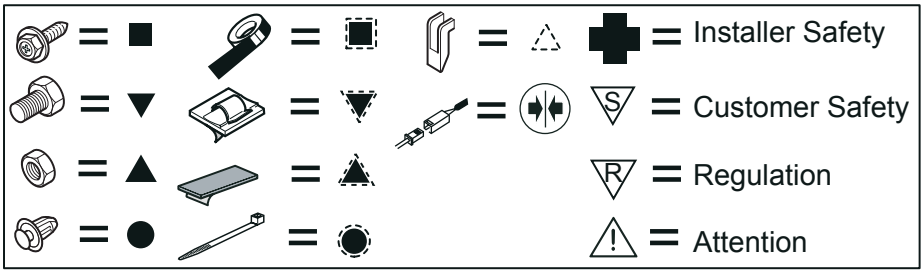
Installer Safety
Customer Safety
Regulation
Attention

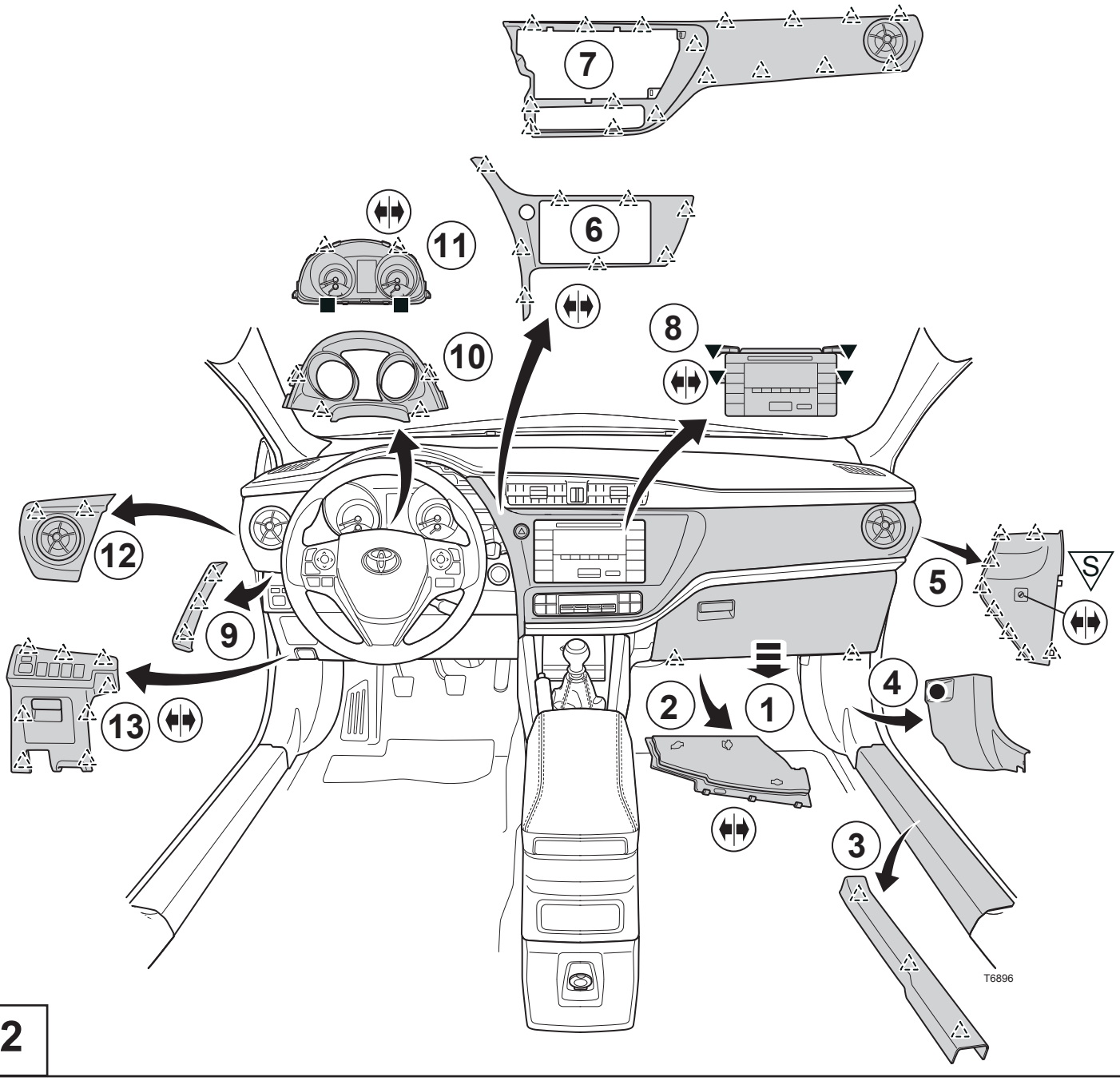
7
6
11
10
8
12
9
13
5
S
4
2
1
3
T6896

2

3

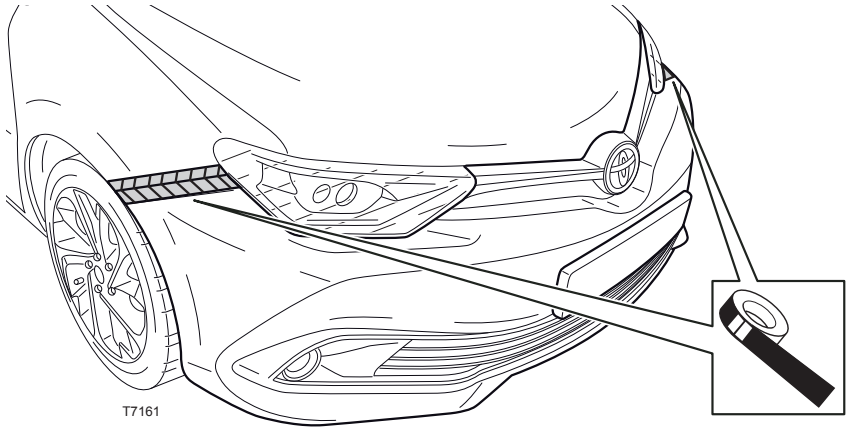
T7161

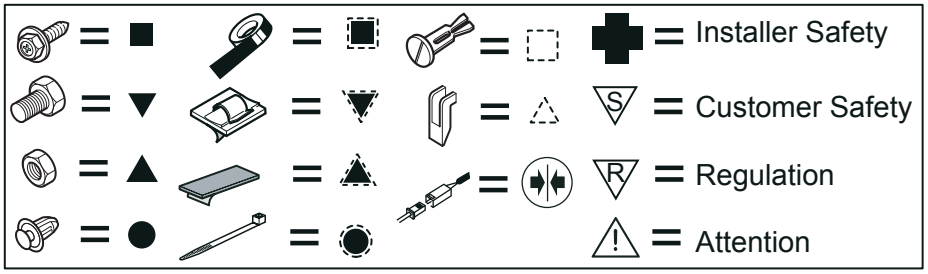
Installer Safety
Customer Safety
Regulation
Attention

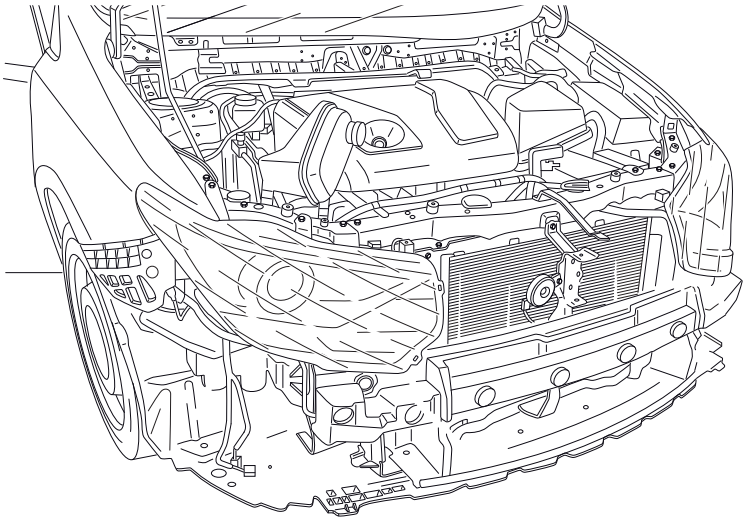

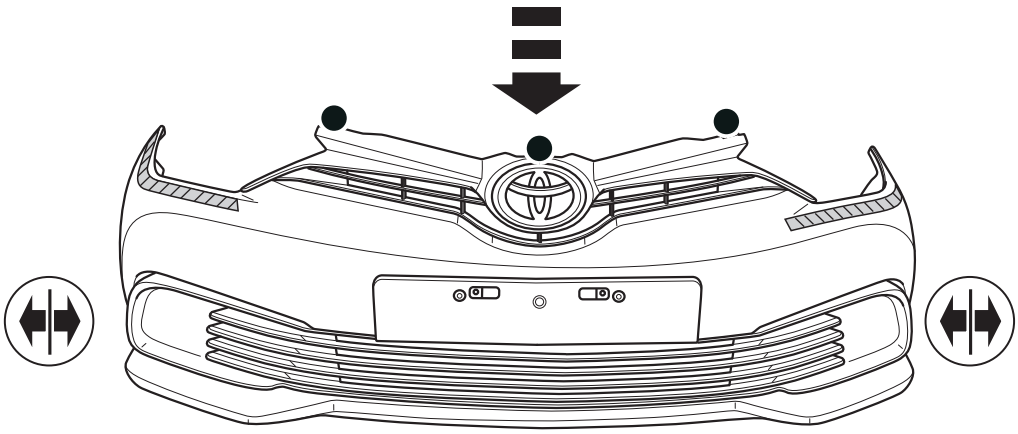

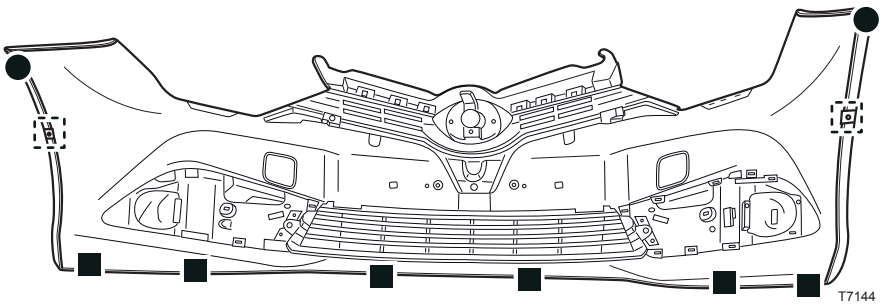
T7144

4

**ONLY NORDIC COUNTRIES WITH FFH**
**(Fuel fire heater)**

**5**

## Only nordic countries with FFH (Fuel fire heater)

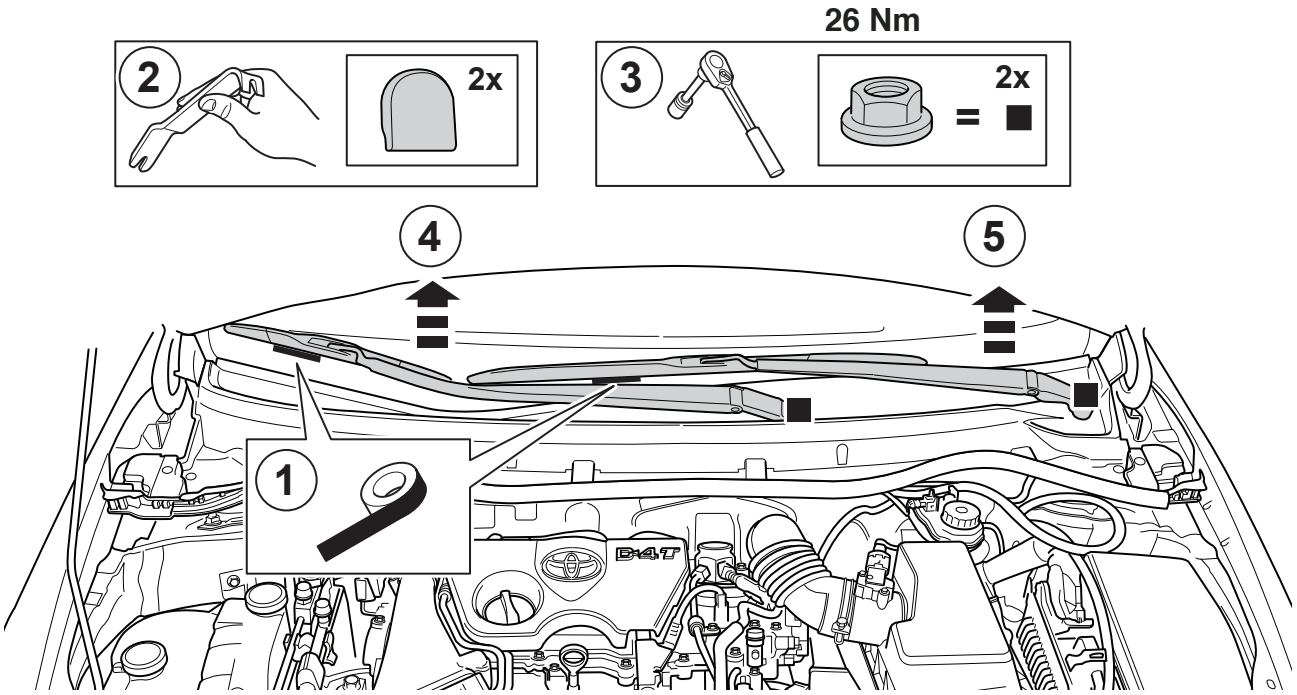


**6**

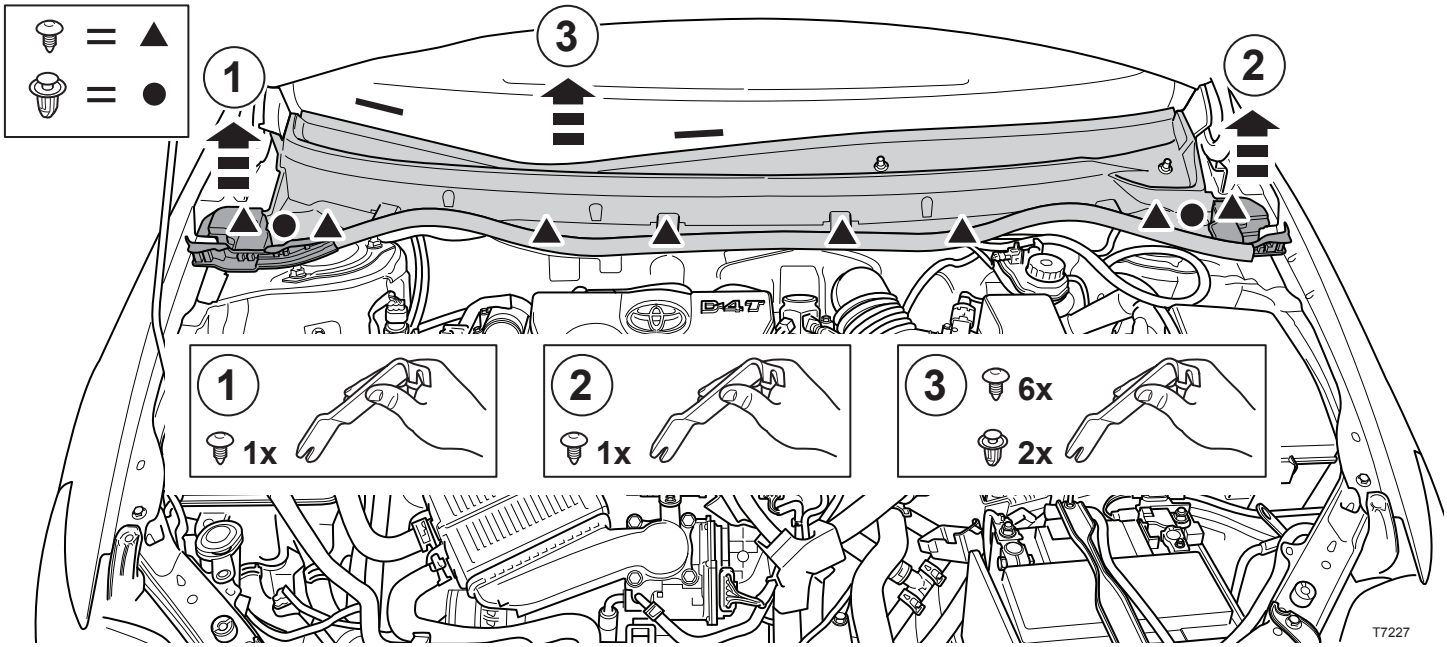


7

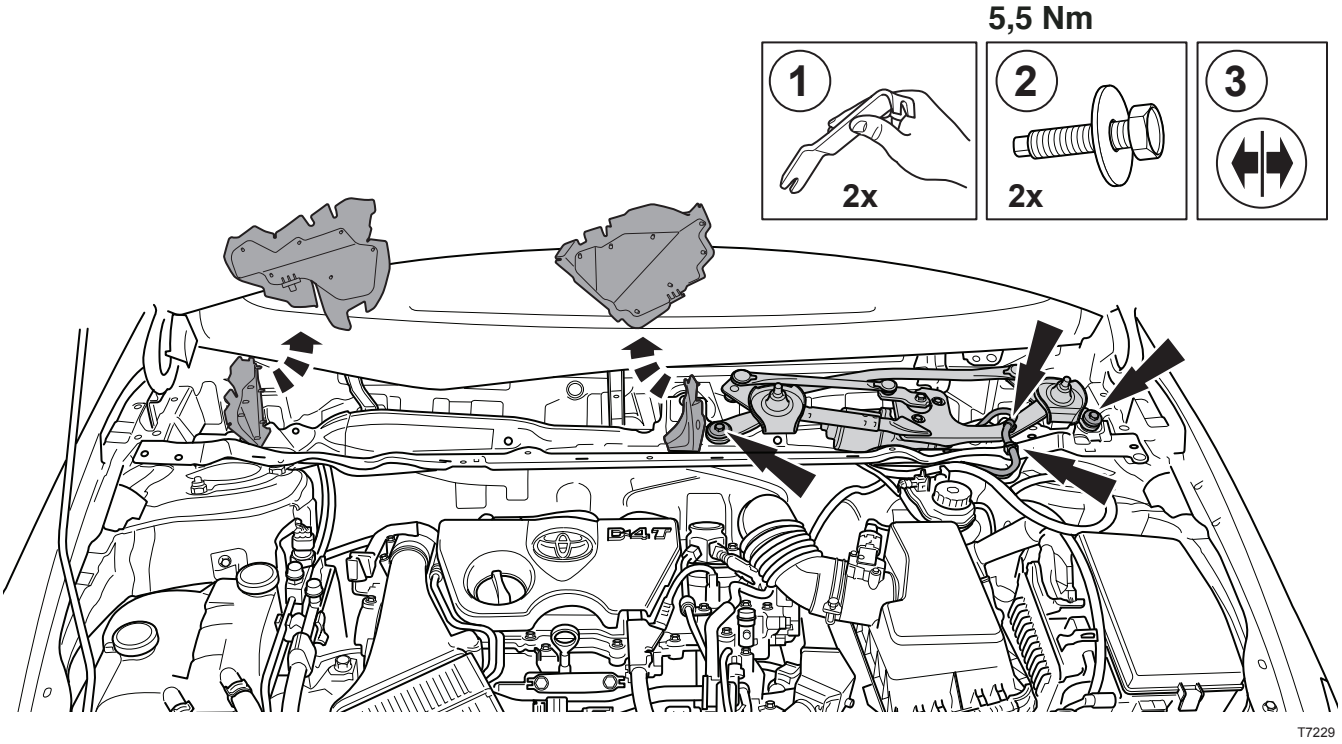


8

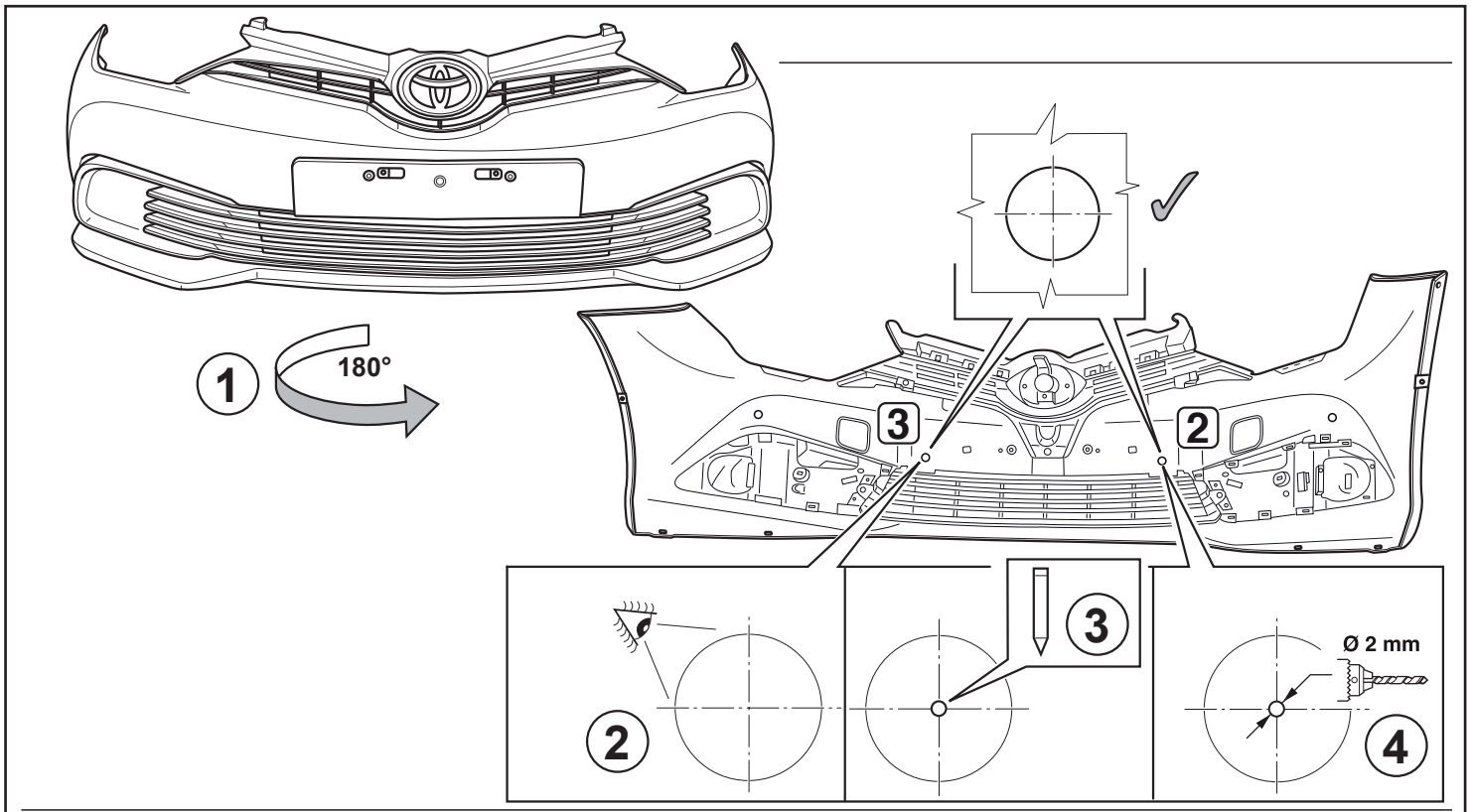
1
180°
3
2
2
3
Ø 2 mm
4

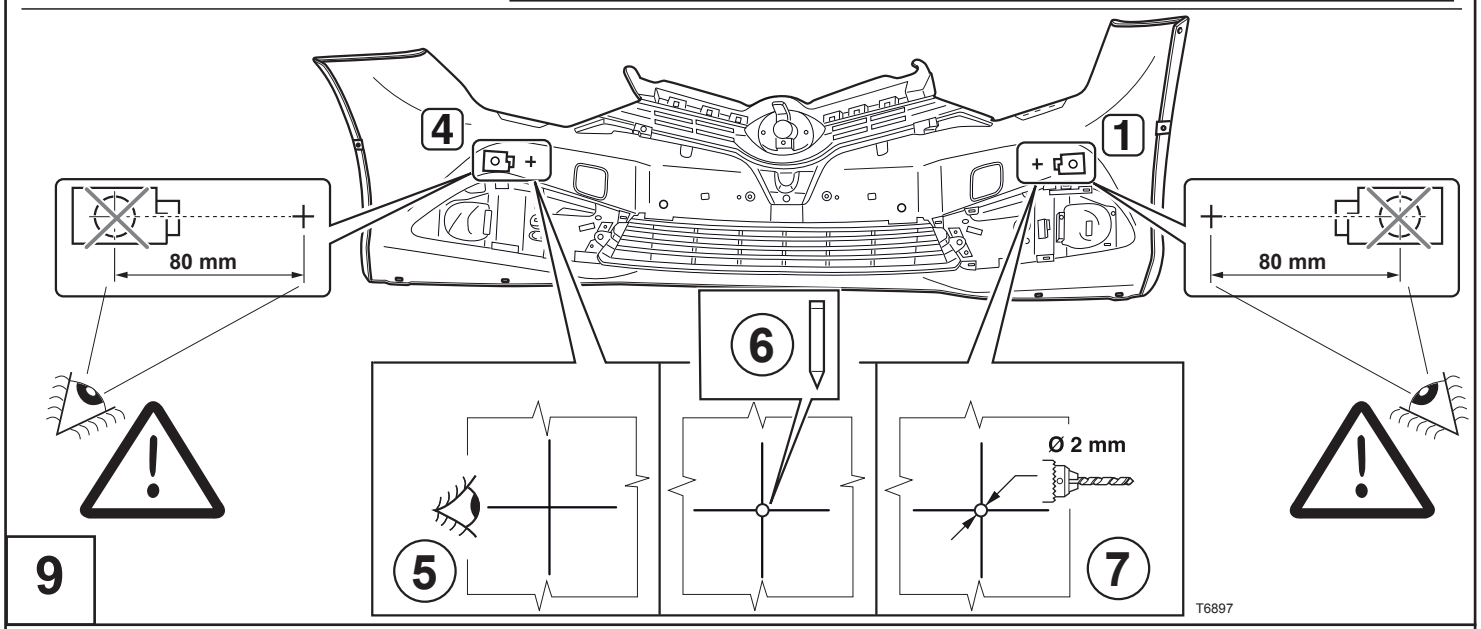
4
1
80 mm
80 mm
6
Ø 2 mm
5
7
T6897

9

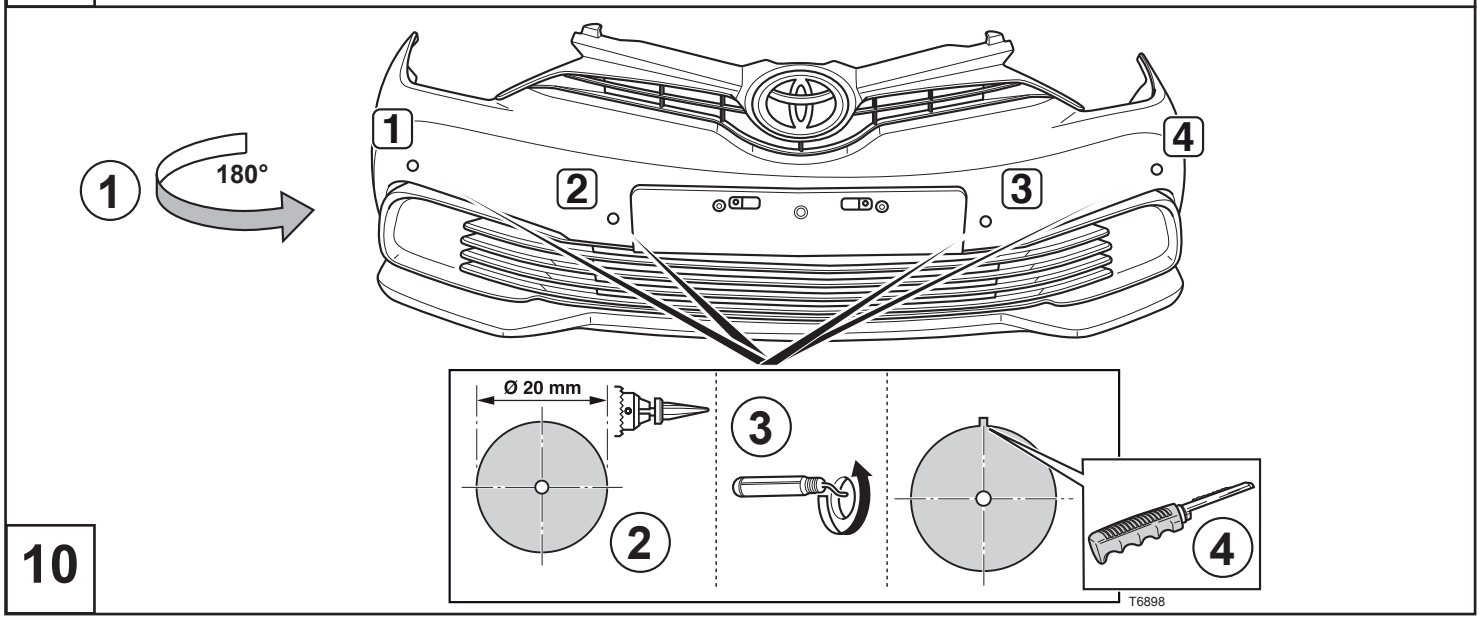
1
180°
1
2
3
4
Ø 20 mm
2
3
4
T6898

10

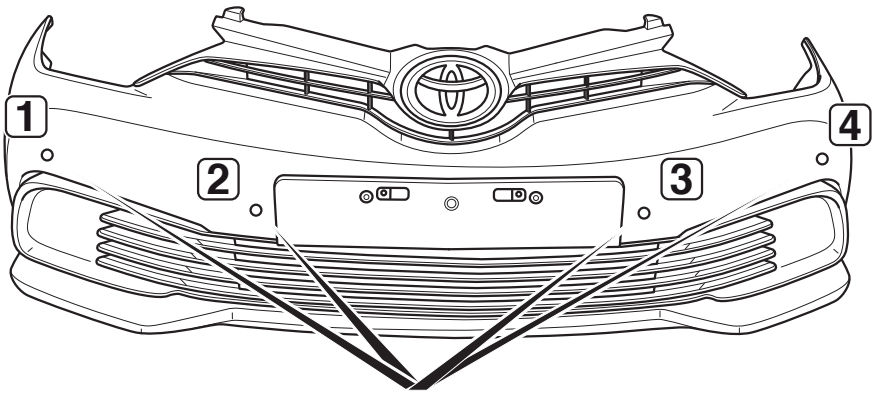


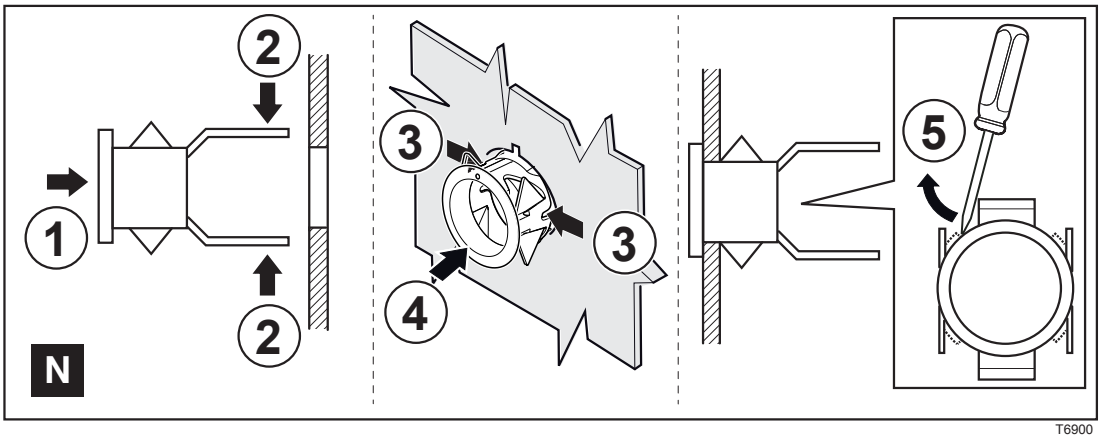


T6900

**11**

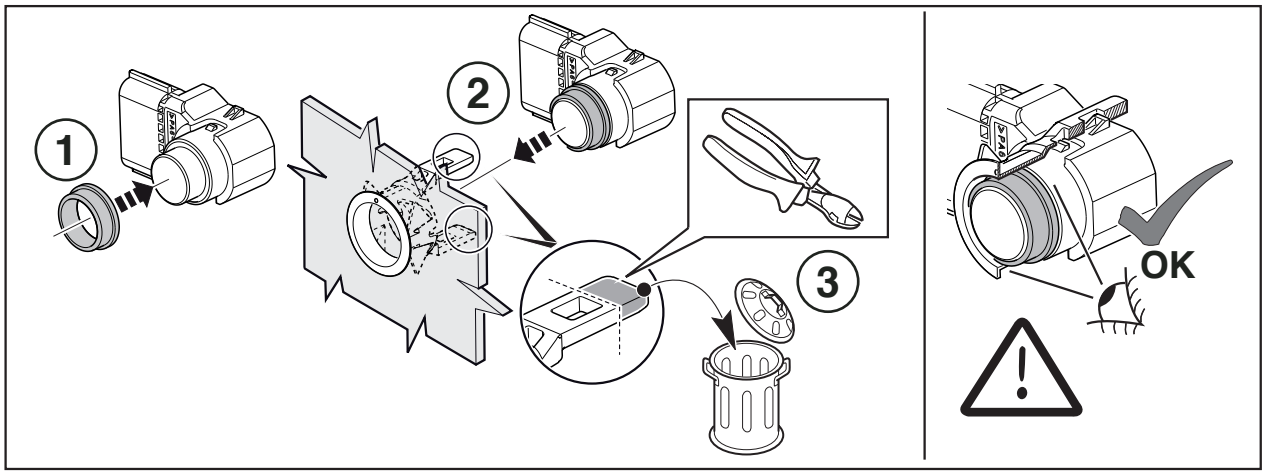


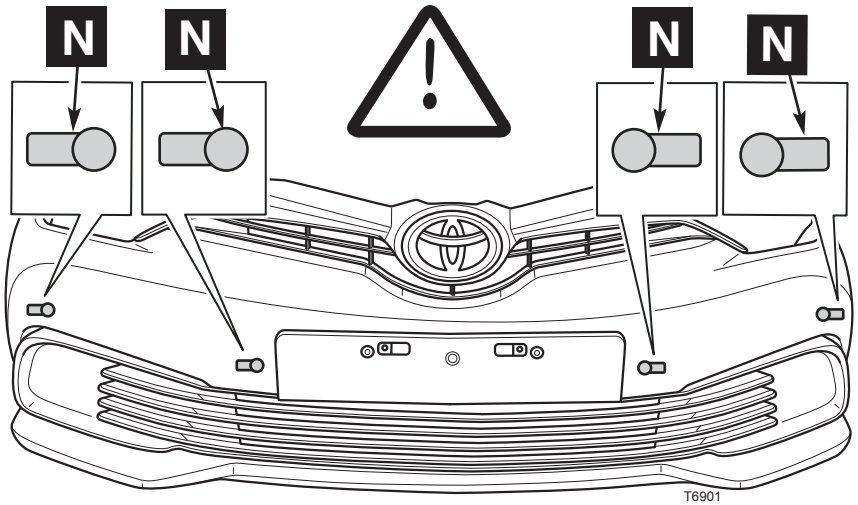


T6901

**12**

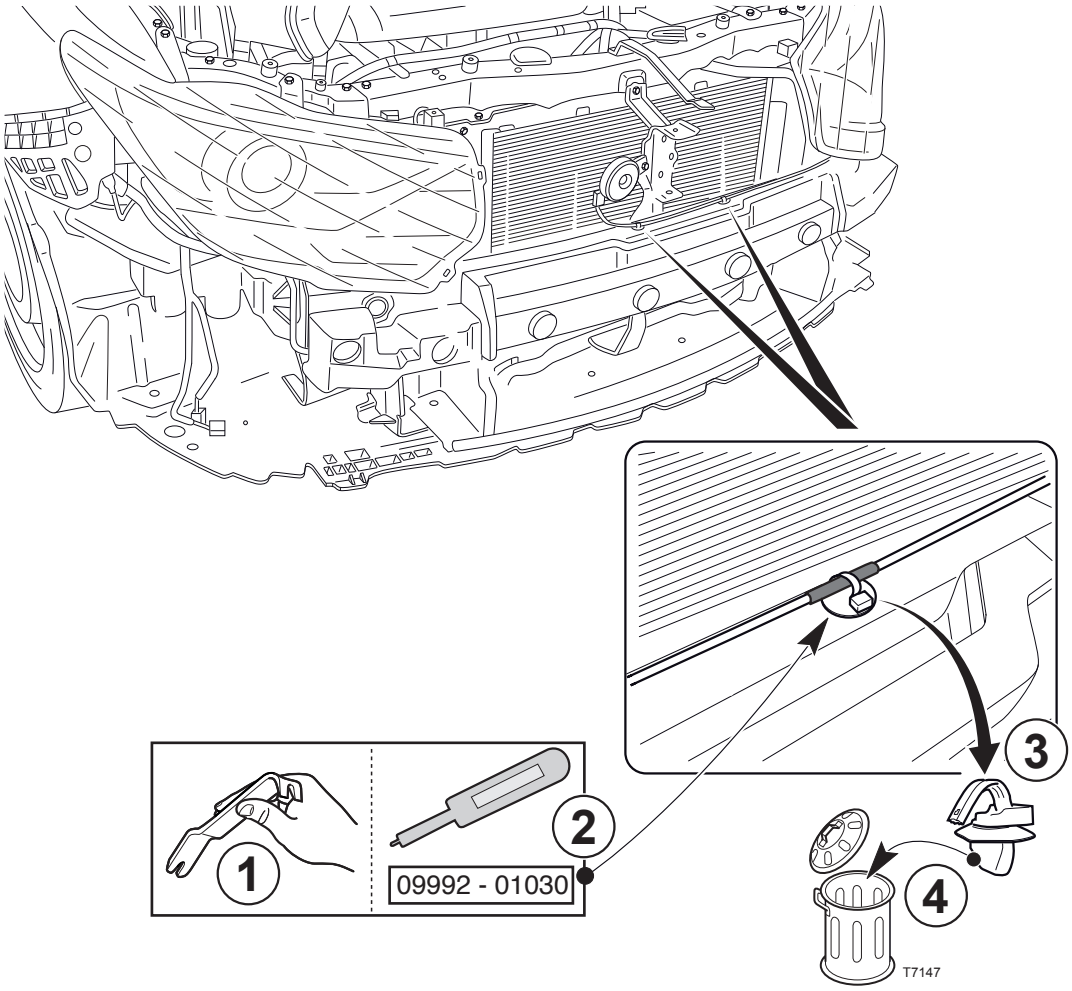


13

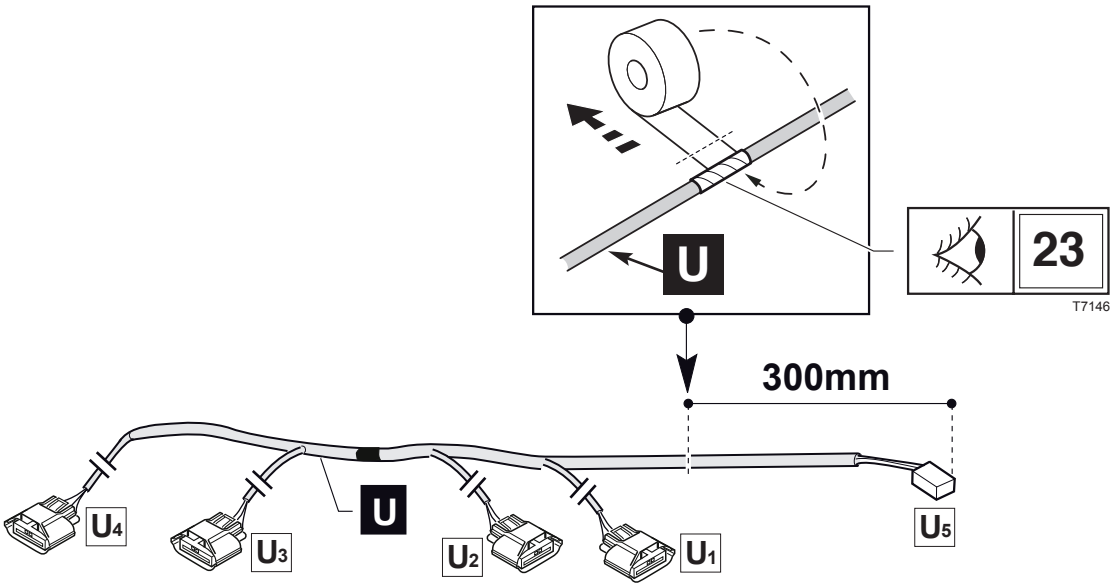


14

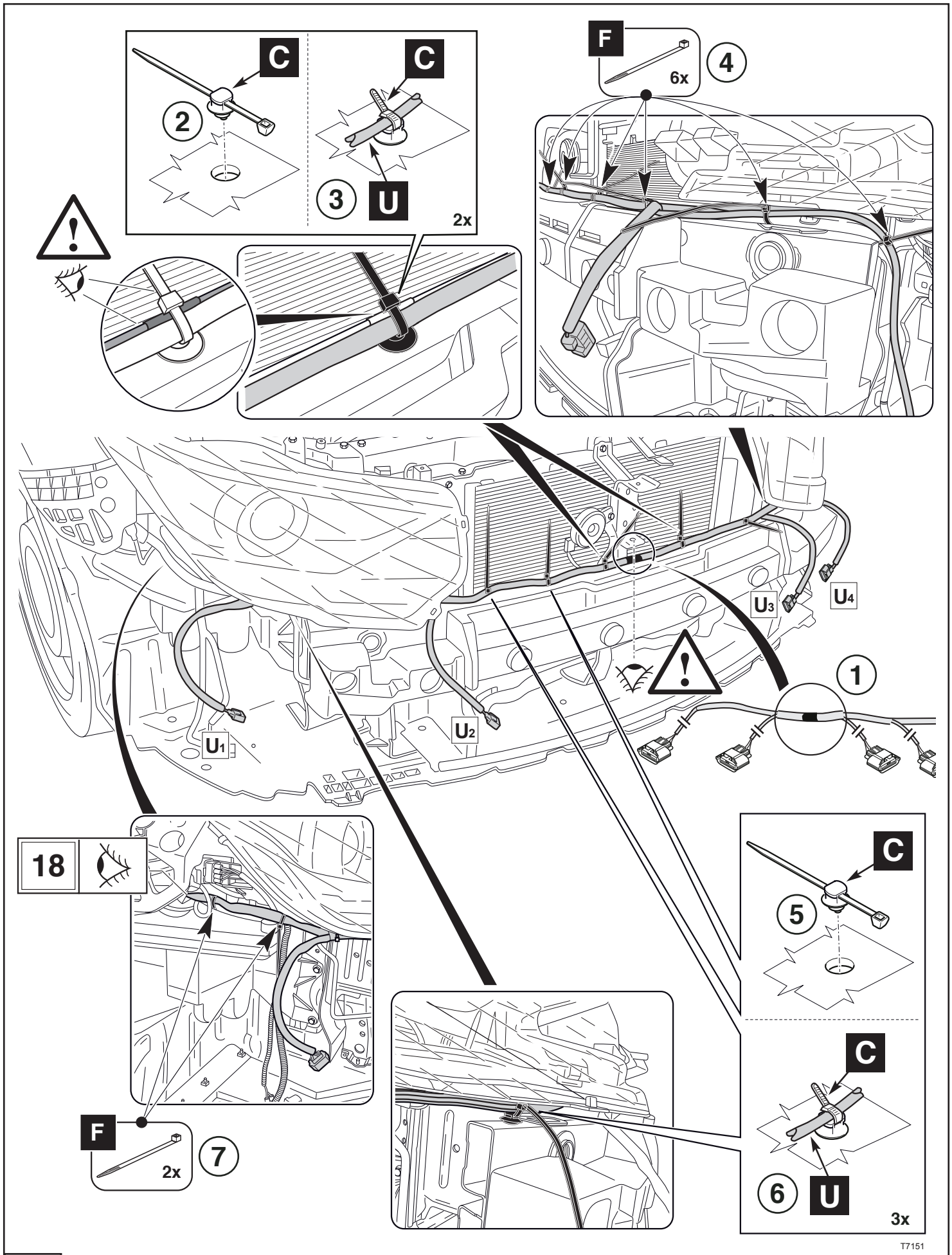


15

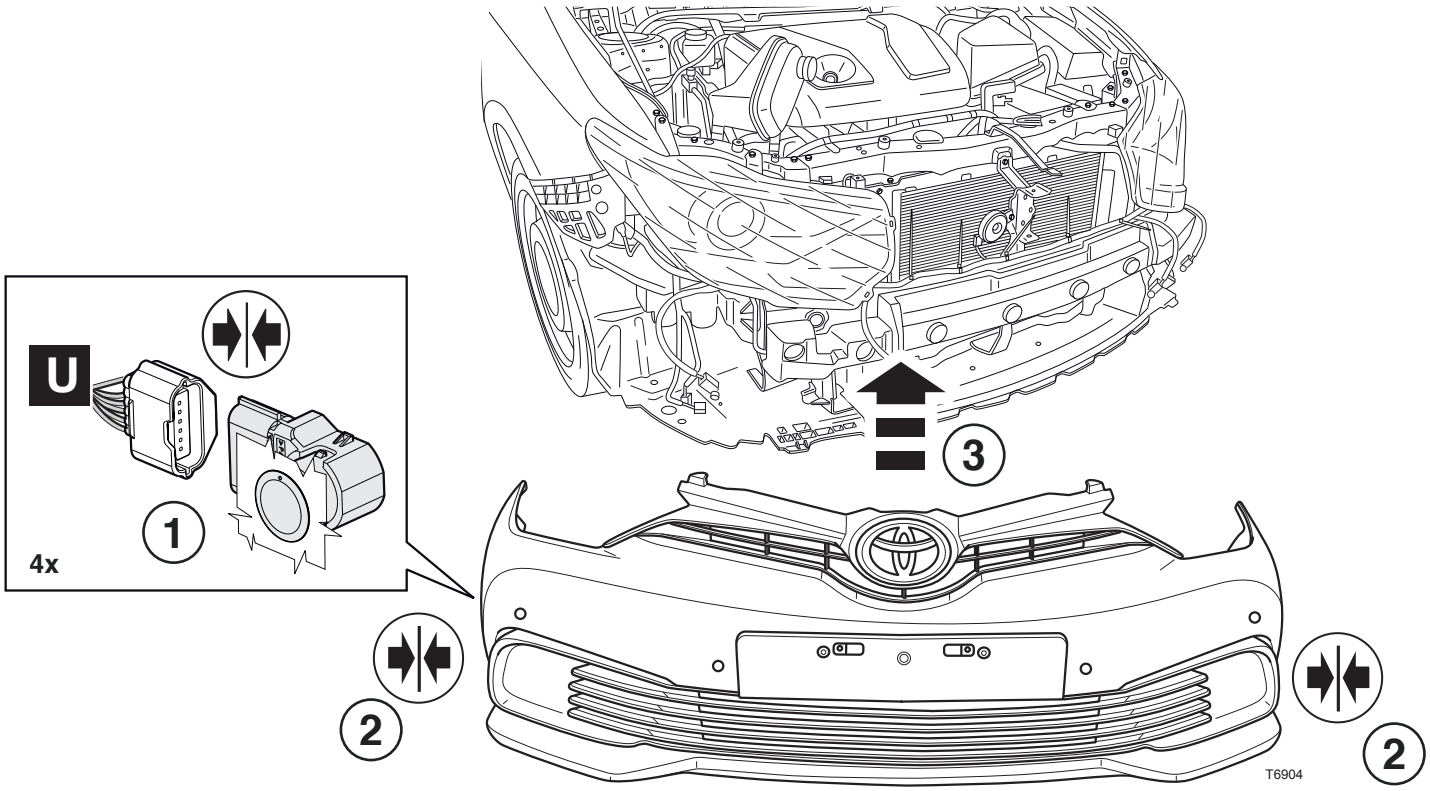


16

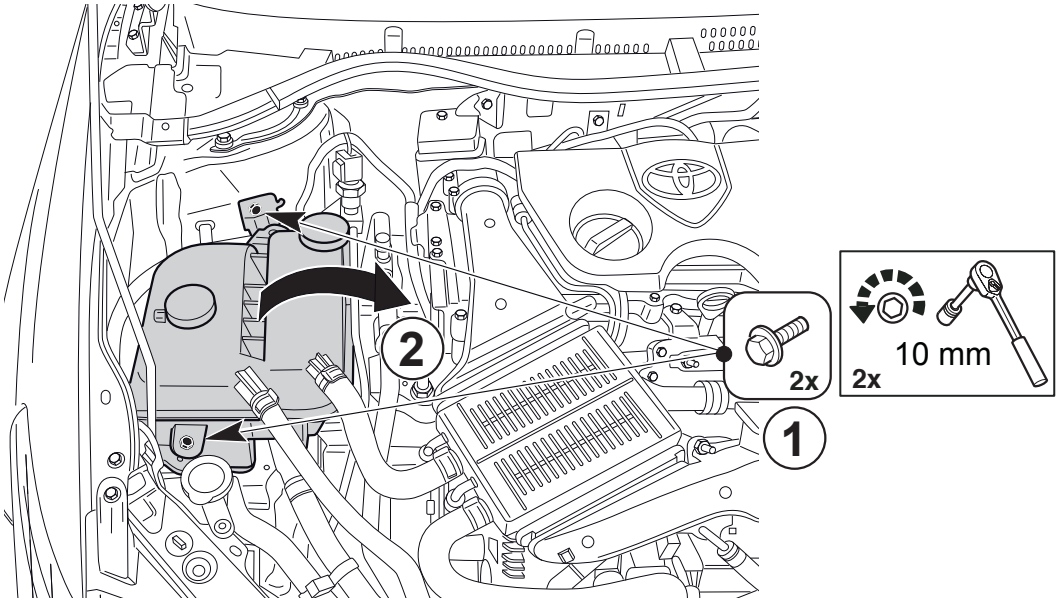


17

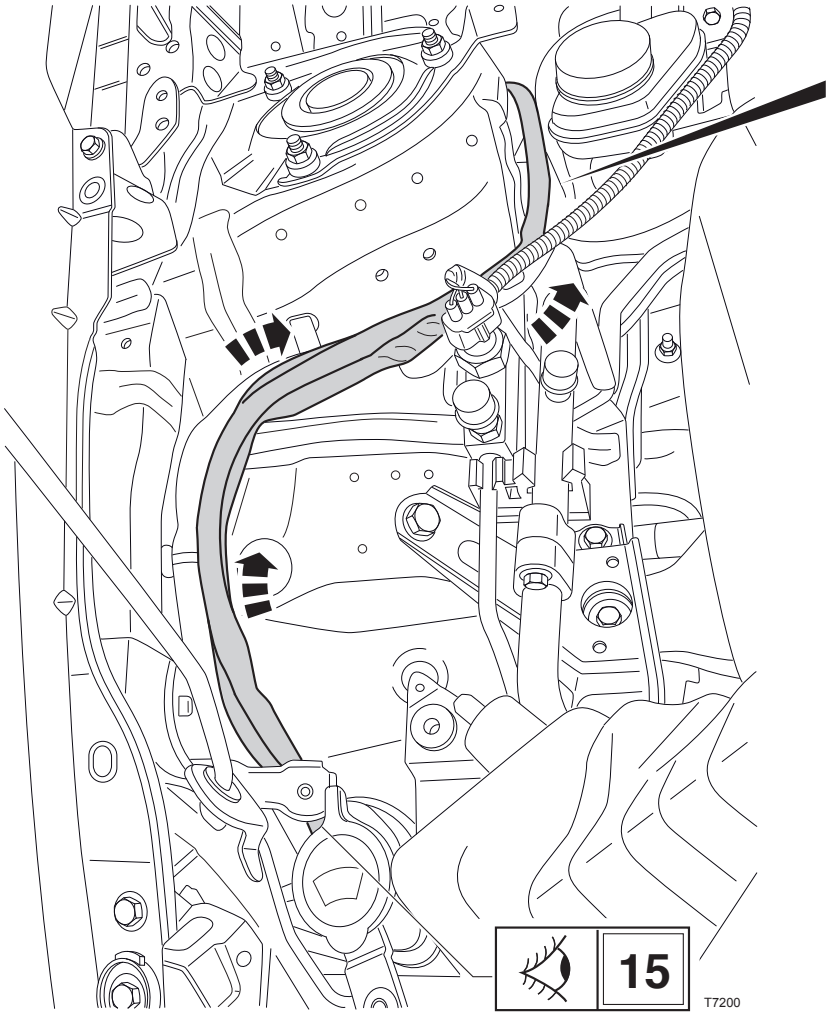


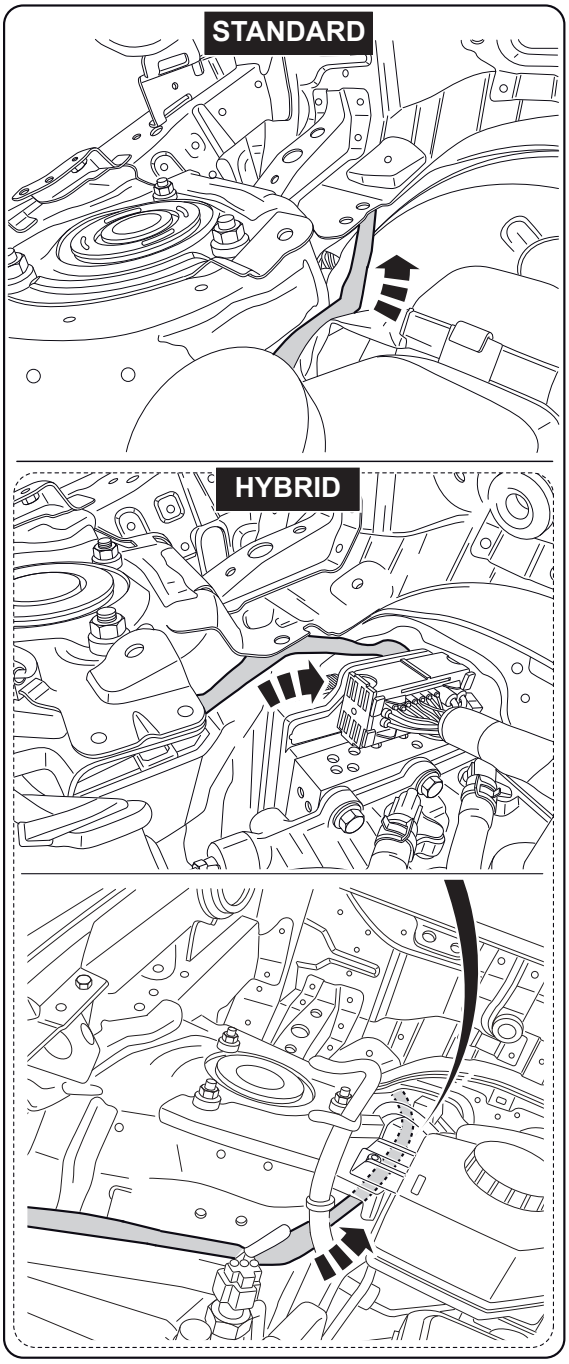


18

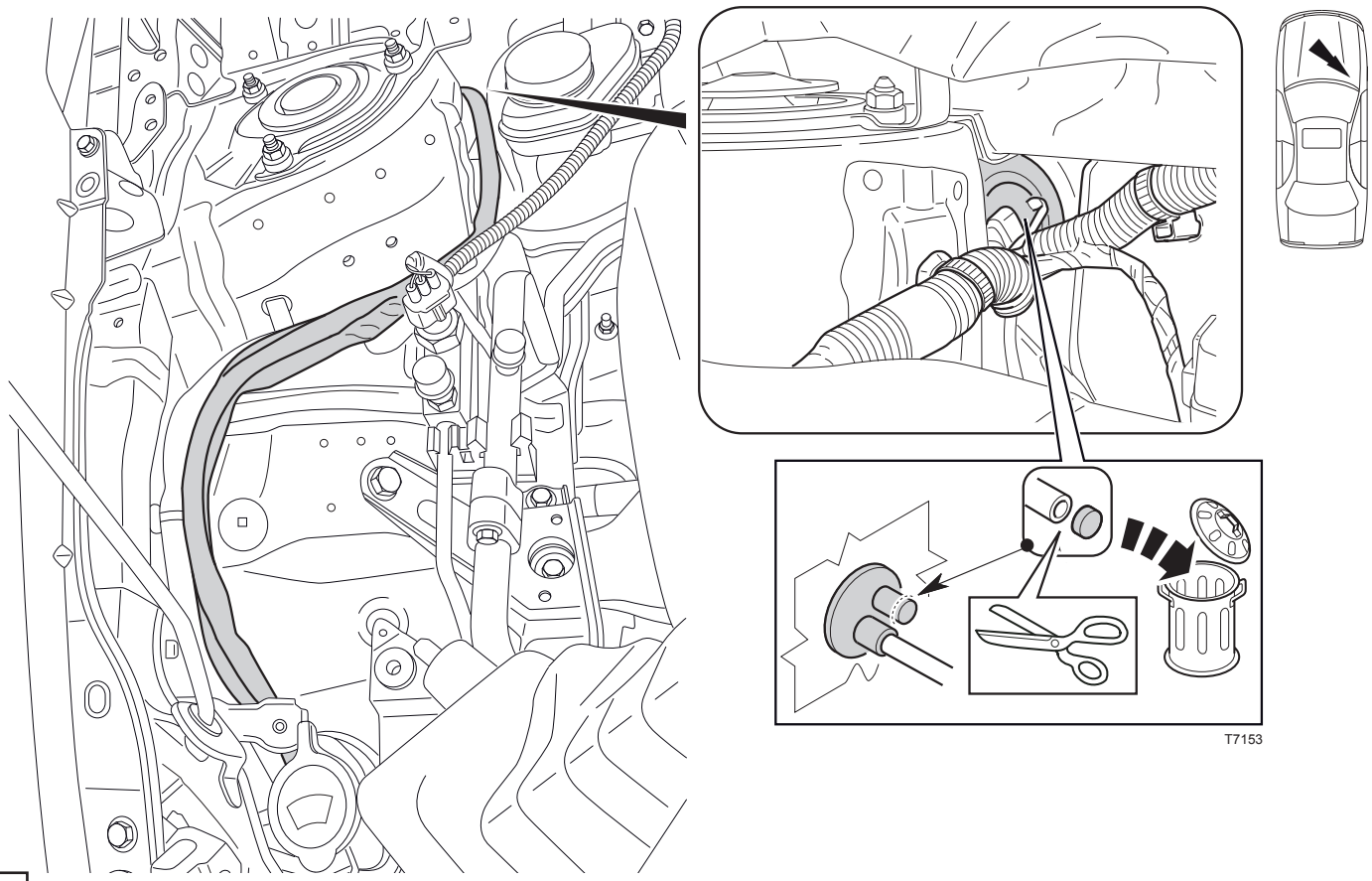


19

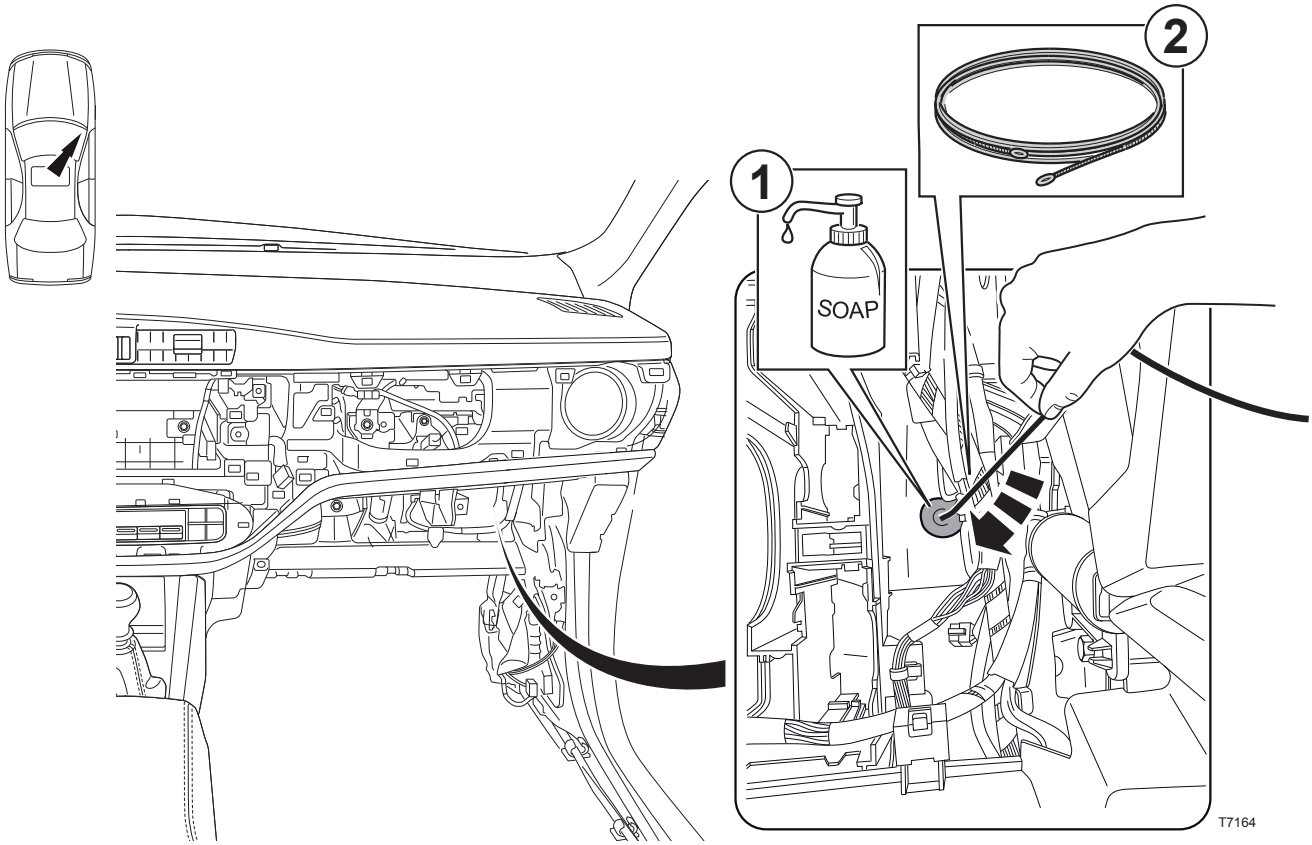


20

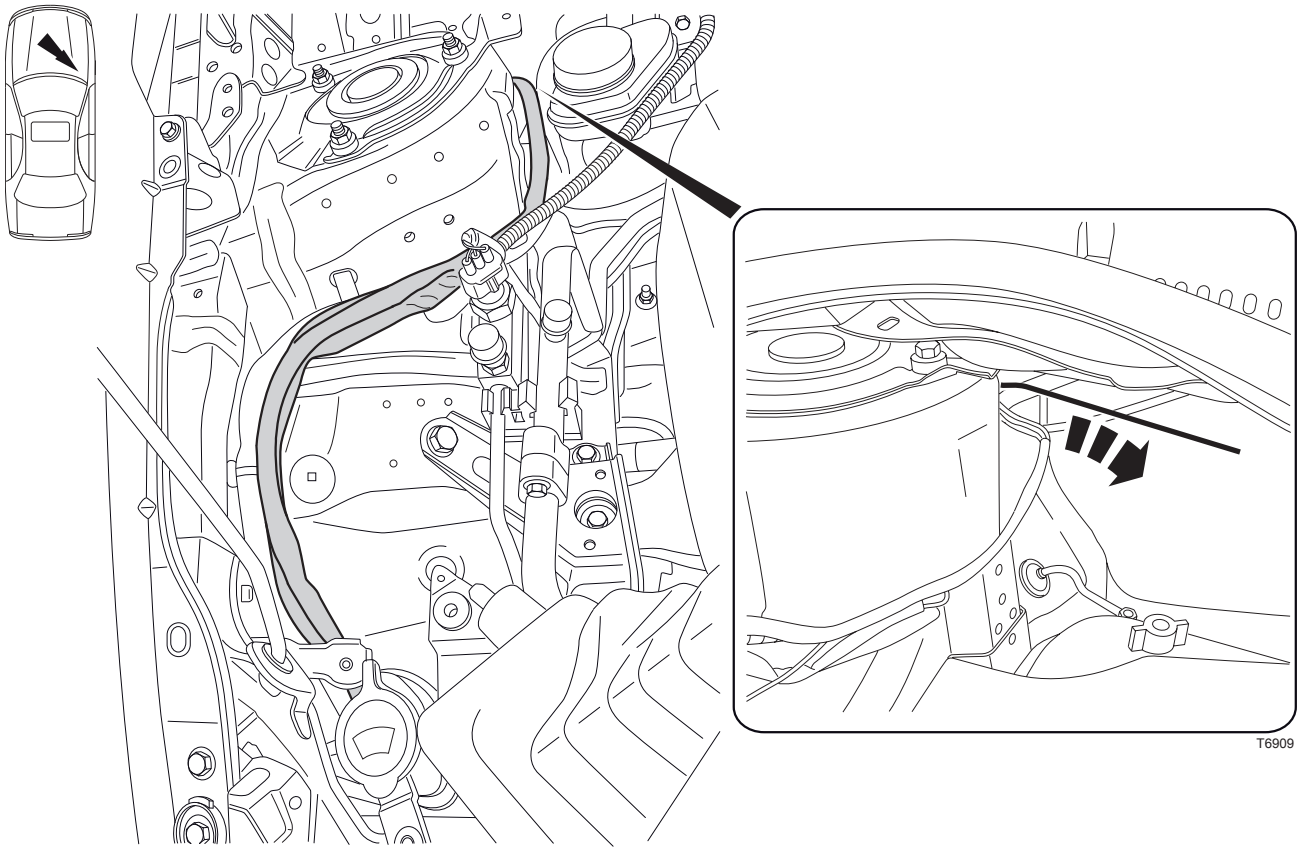


**21**

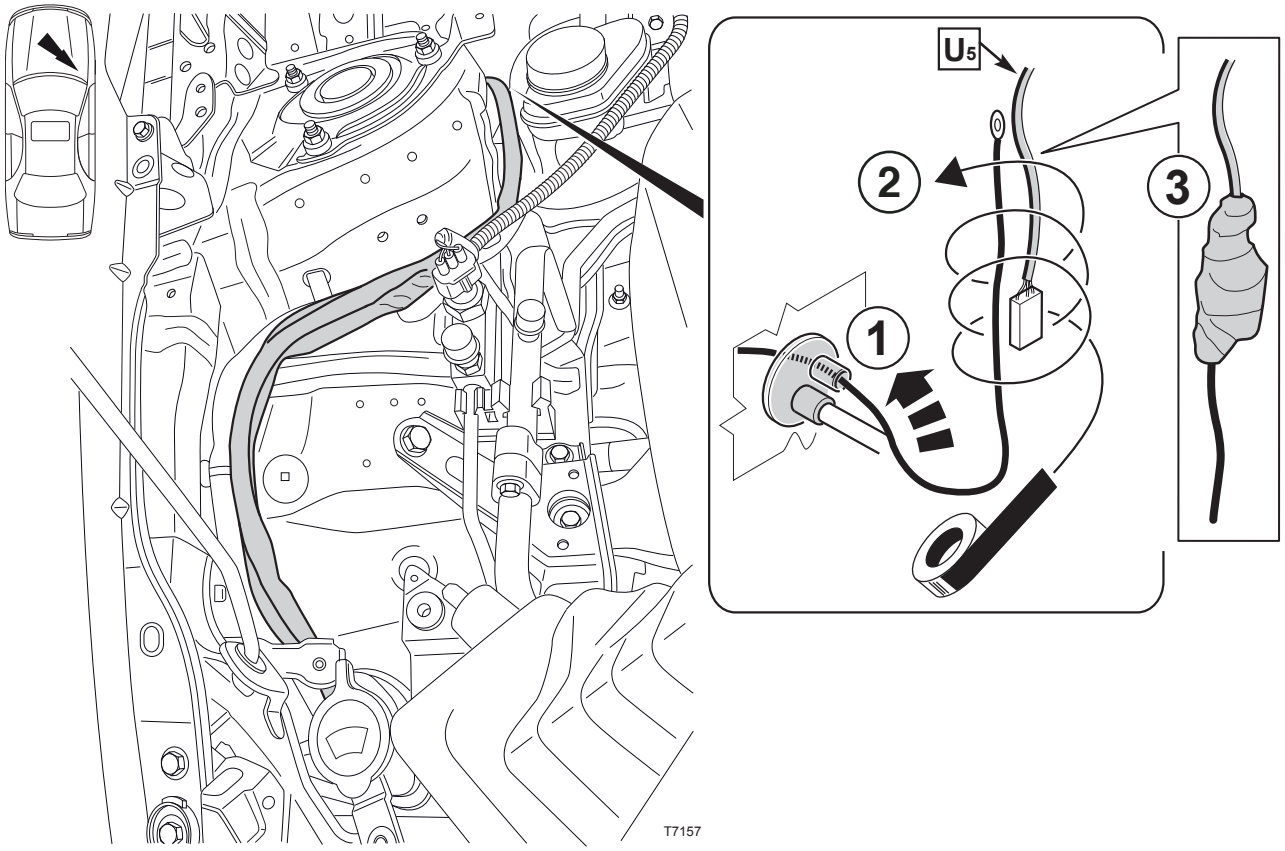


**22**

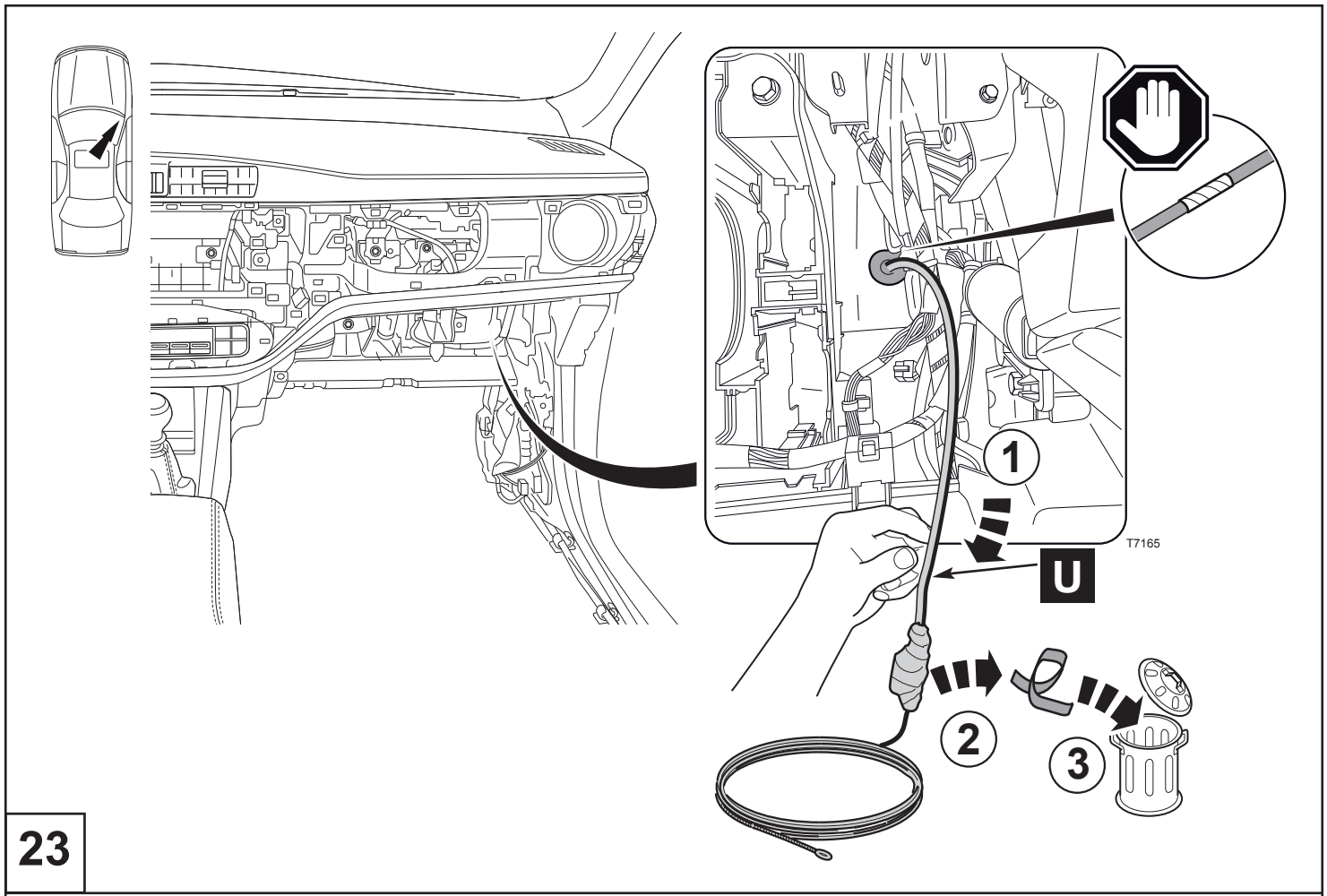


23

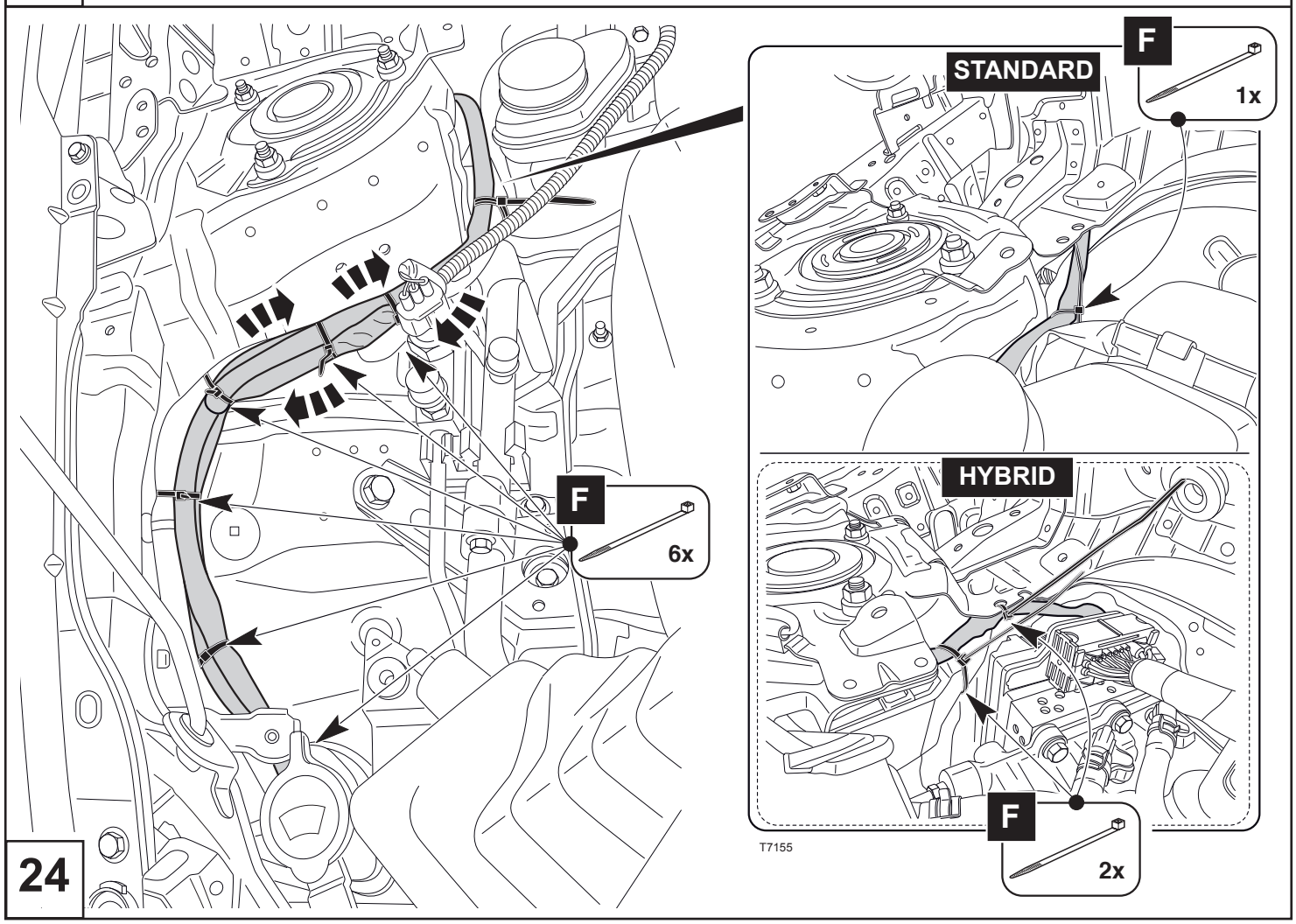


24

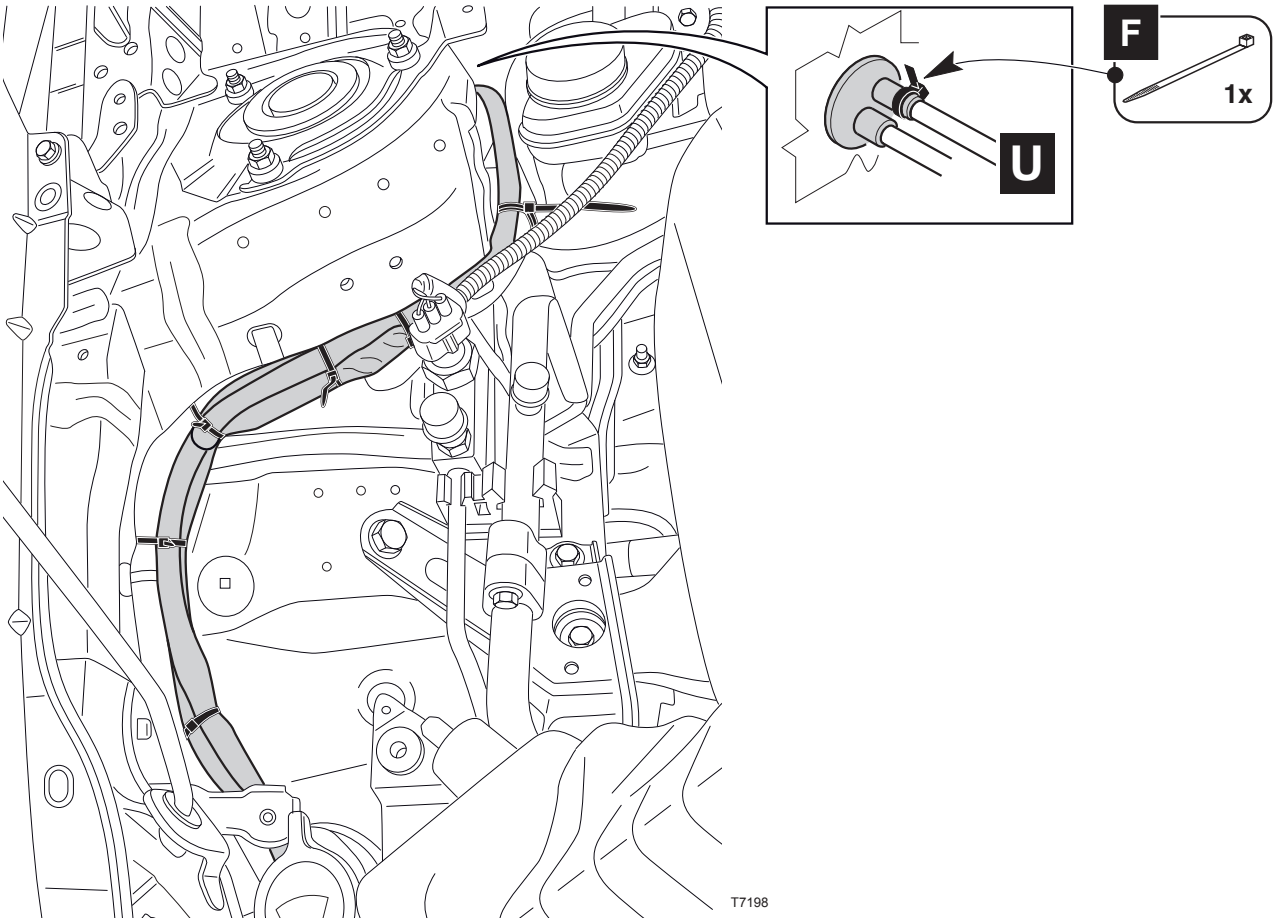


25

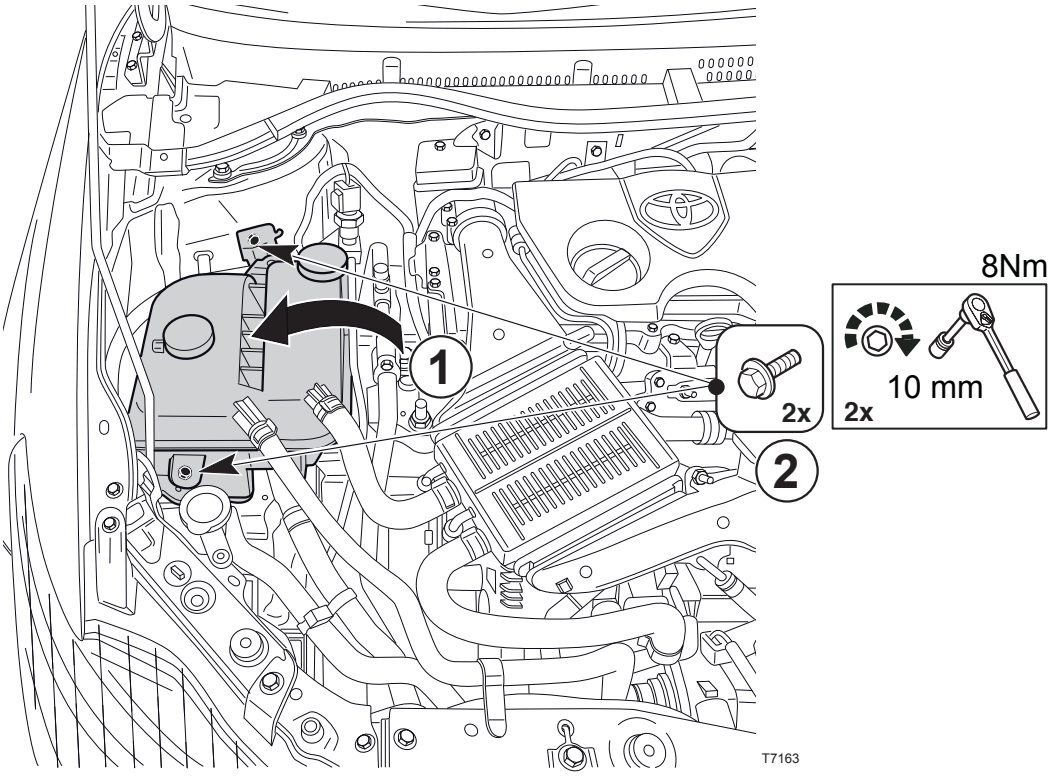


26

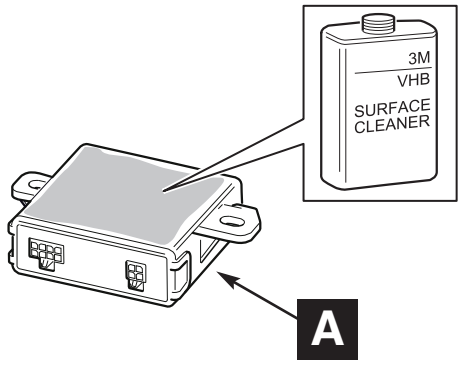


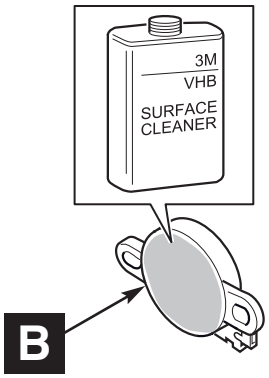


27

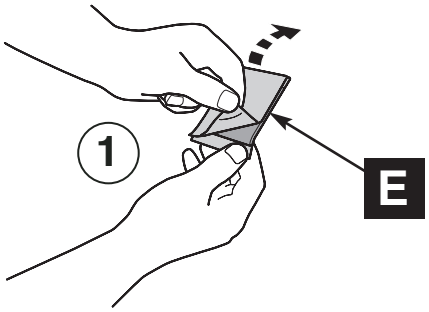


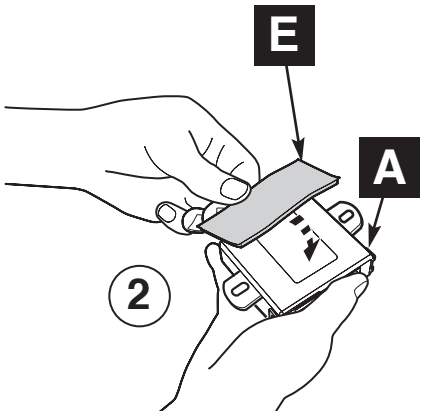


28

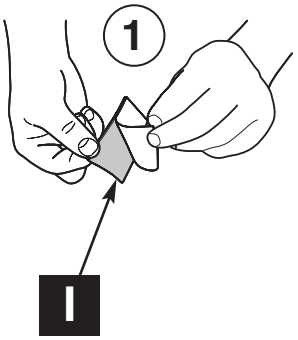


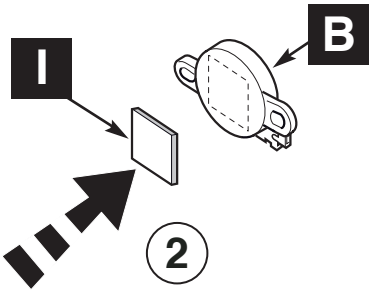


T6618

29

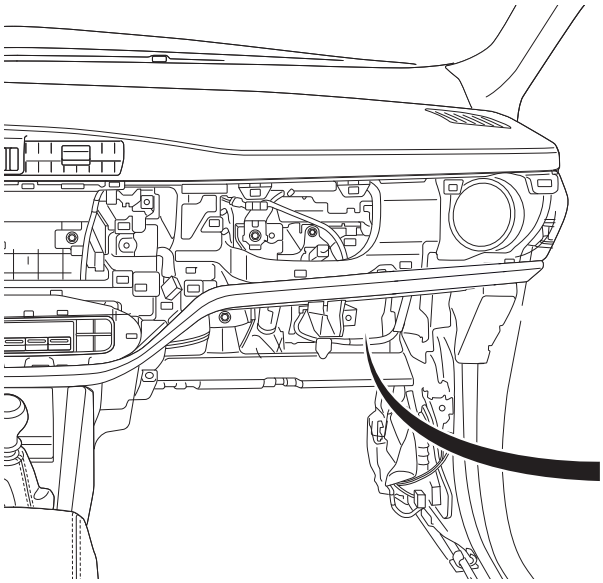

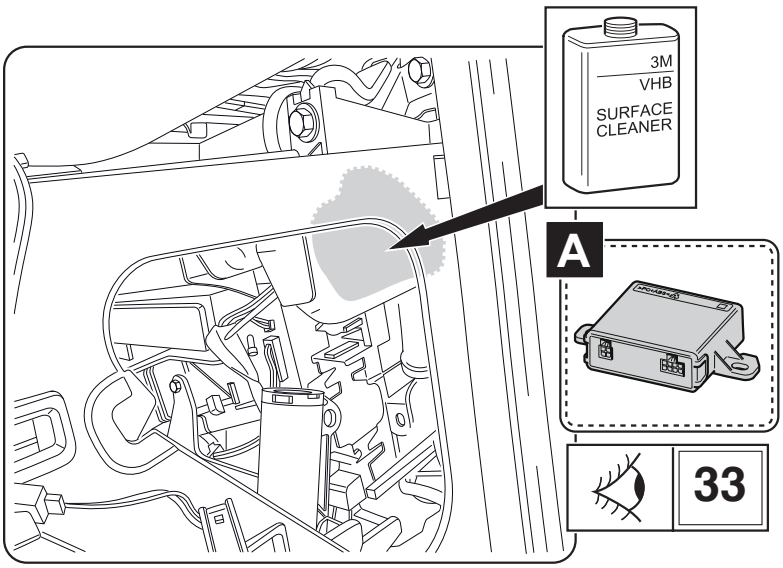


30



TOYOTA

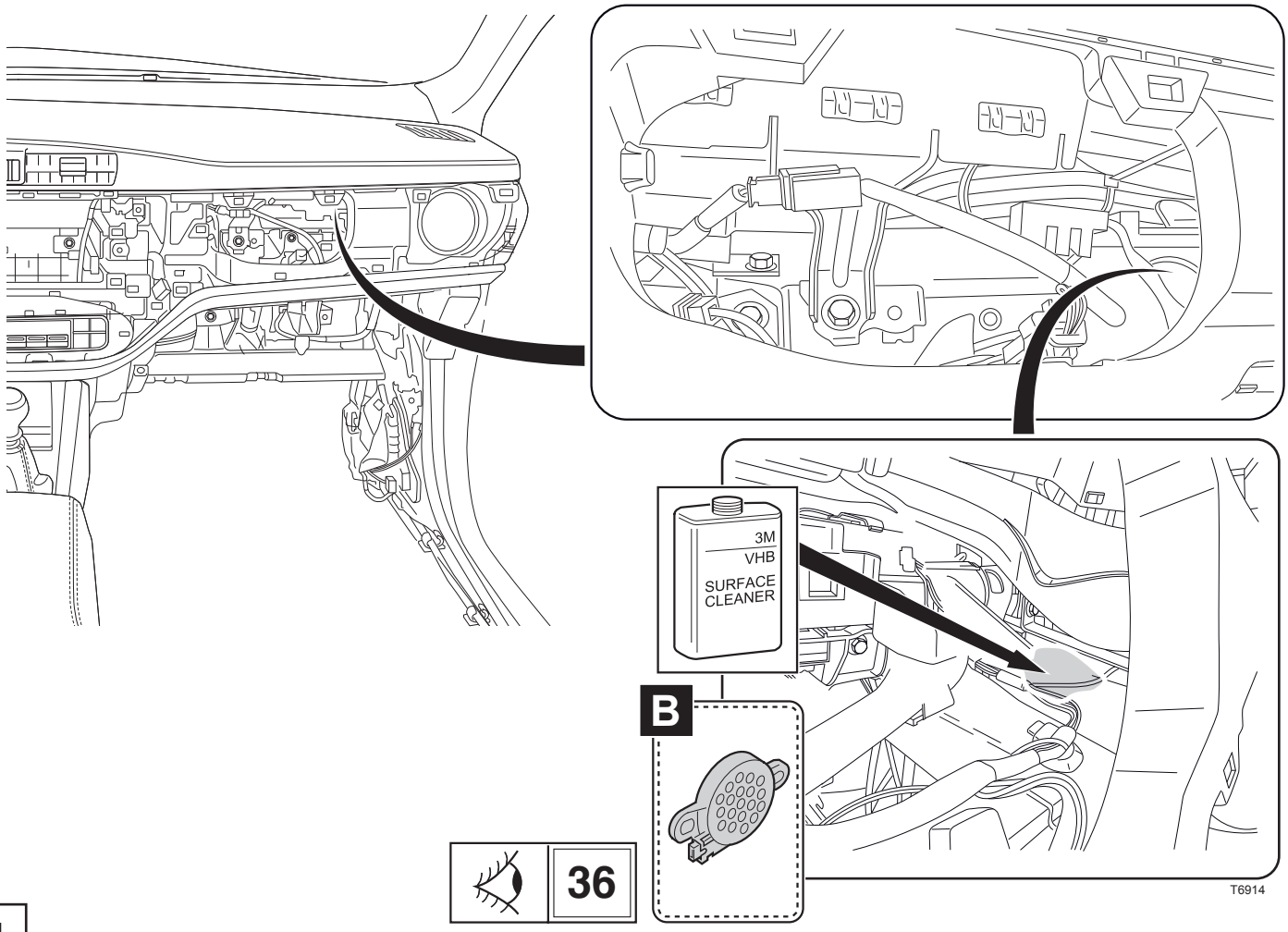


31

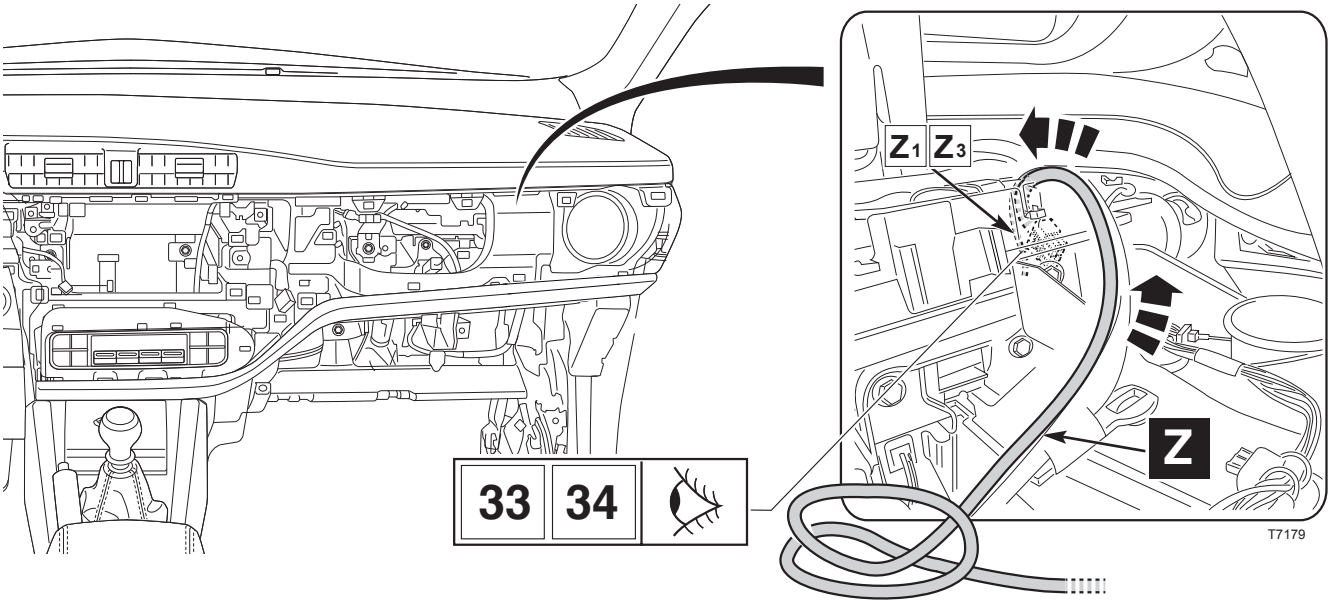


32

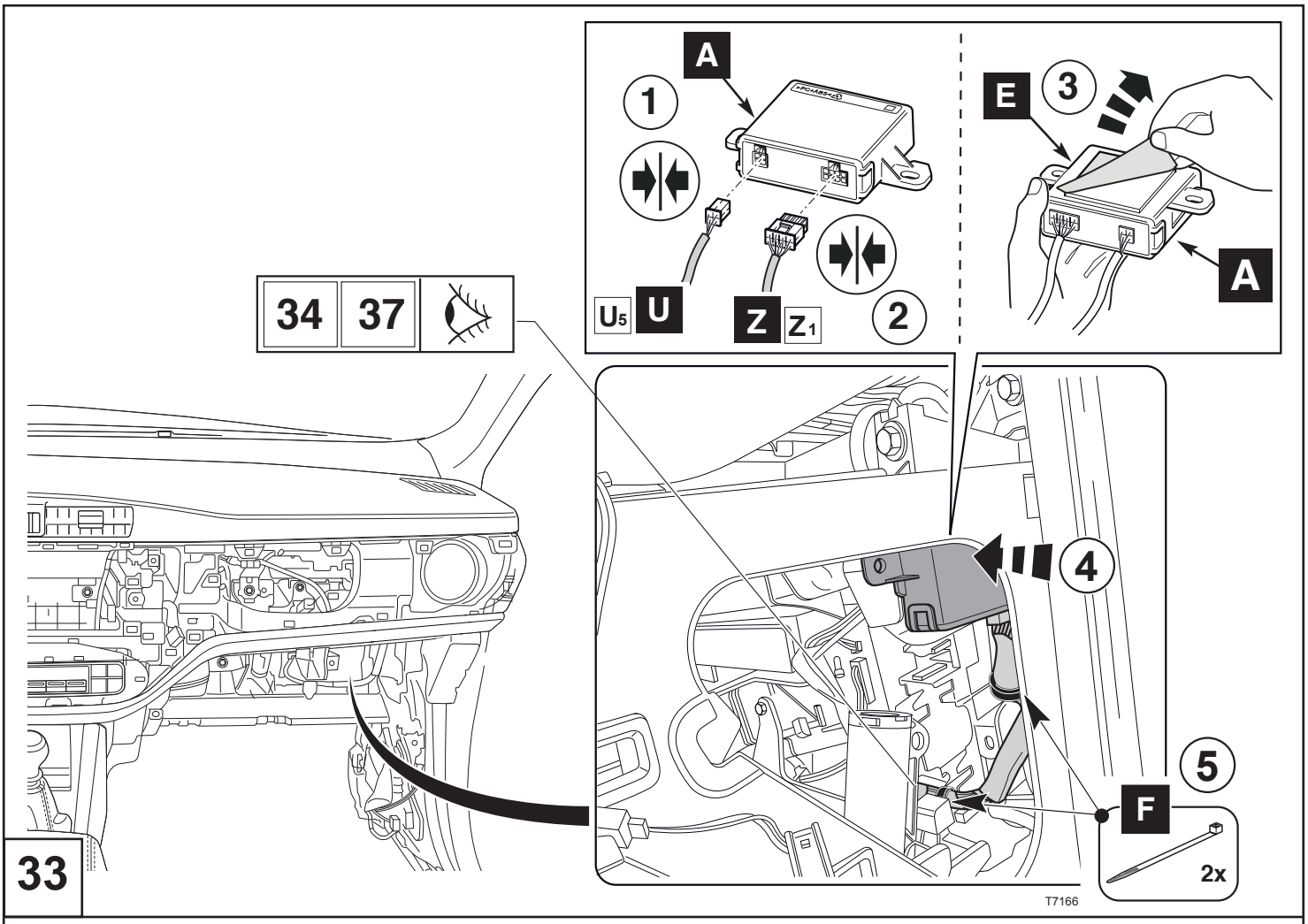
A
1
U5
U
Z
Z1
2
E
3
A
34
37
4
5
F
2x
T7166

33

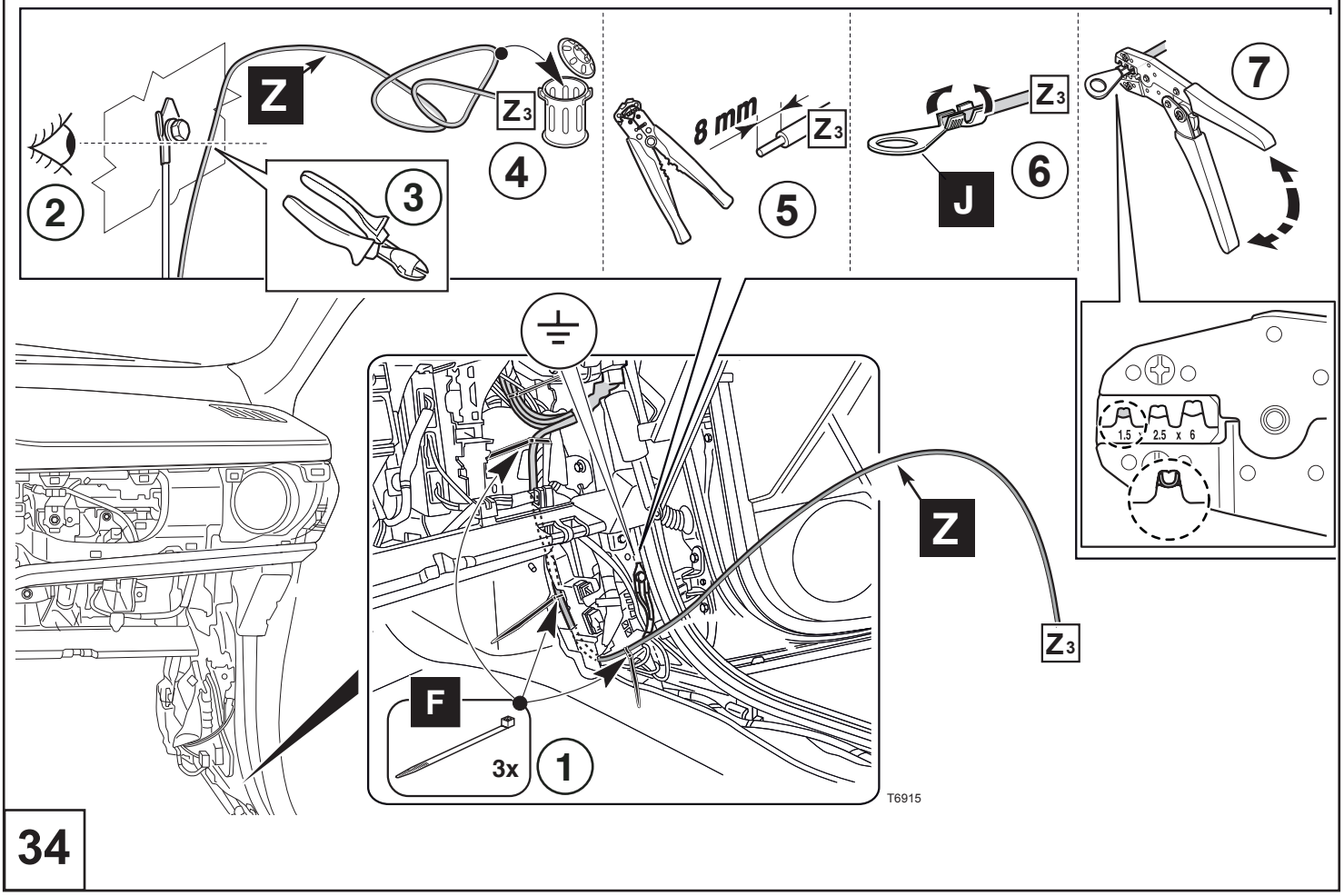
Z
Z3
2
3
4
8 mm
Z3
5
Z3
J
6
7
1.5
2.5 x 6
Z
Z3
F
3x
1
T6915

34



TOYOTA

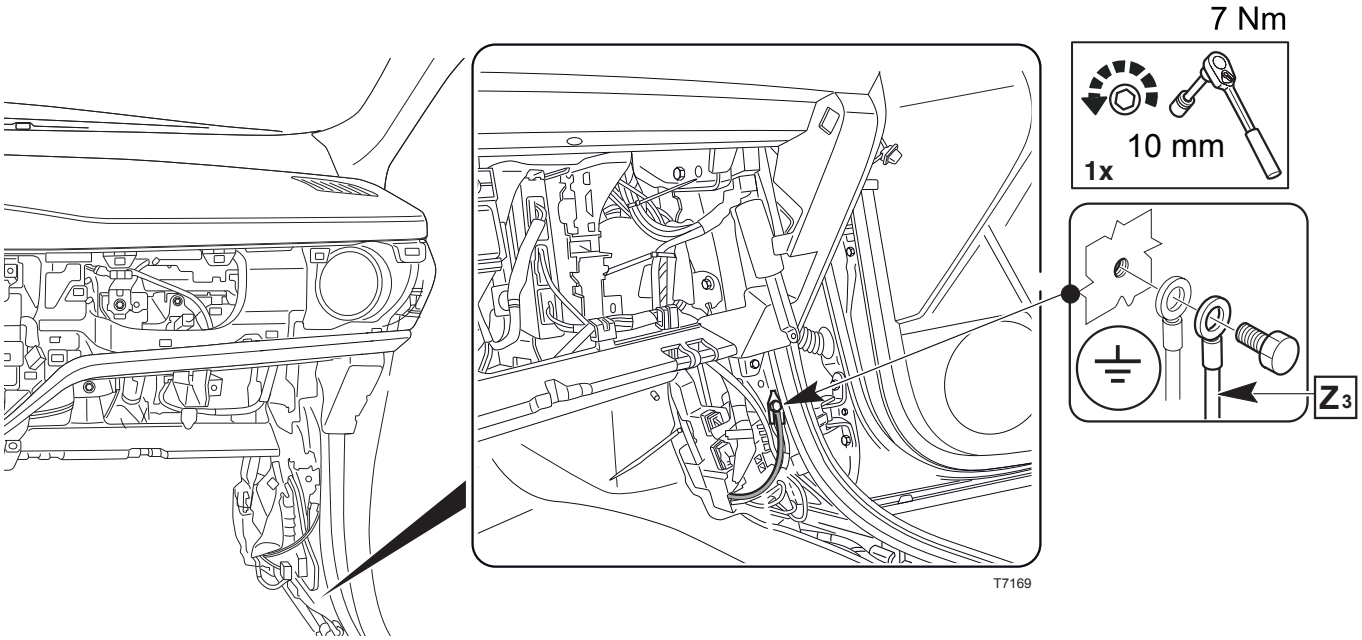


35

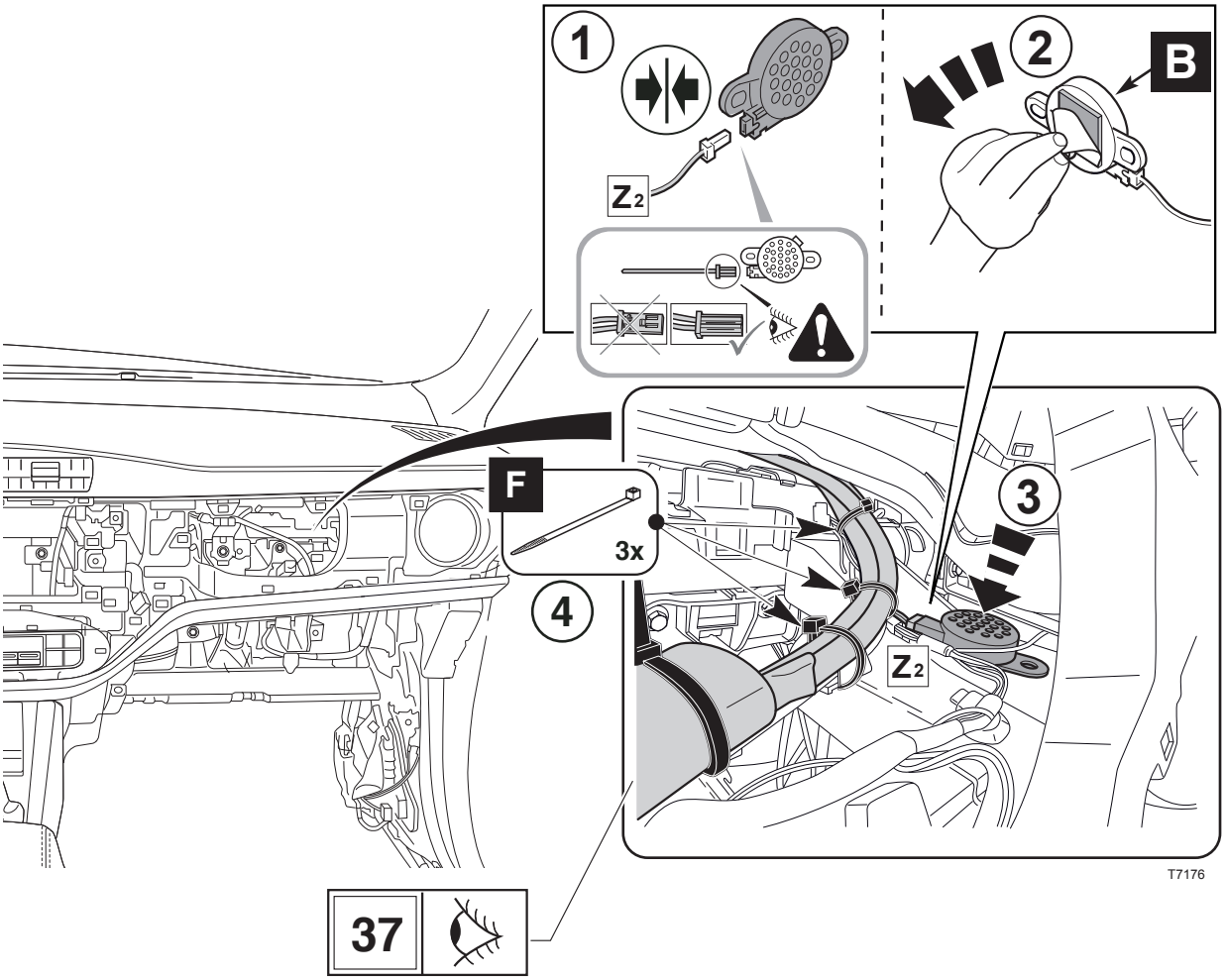


36

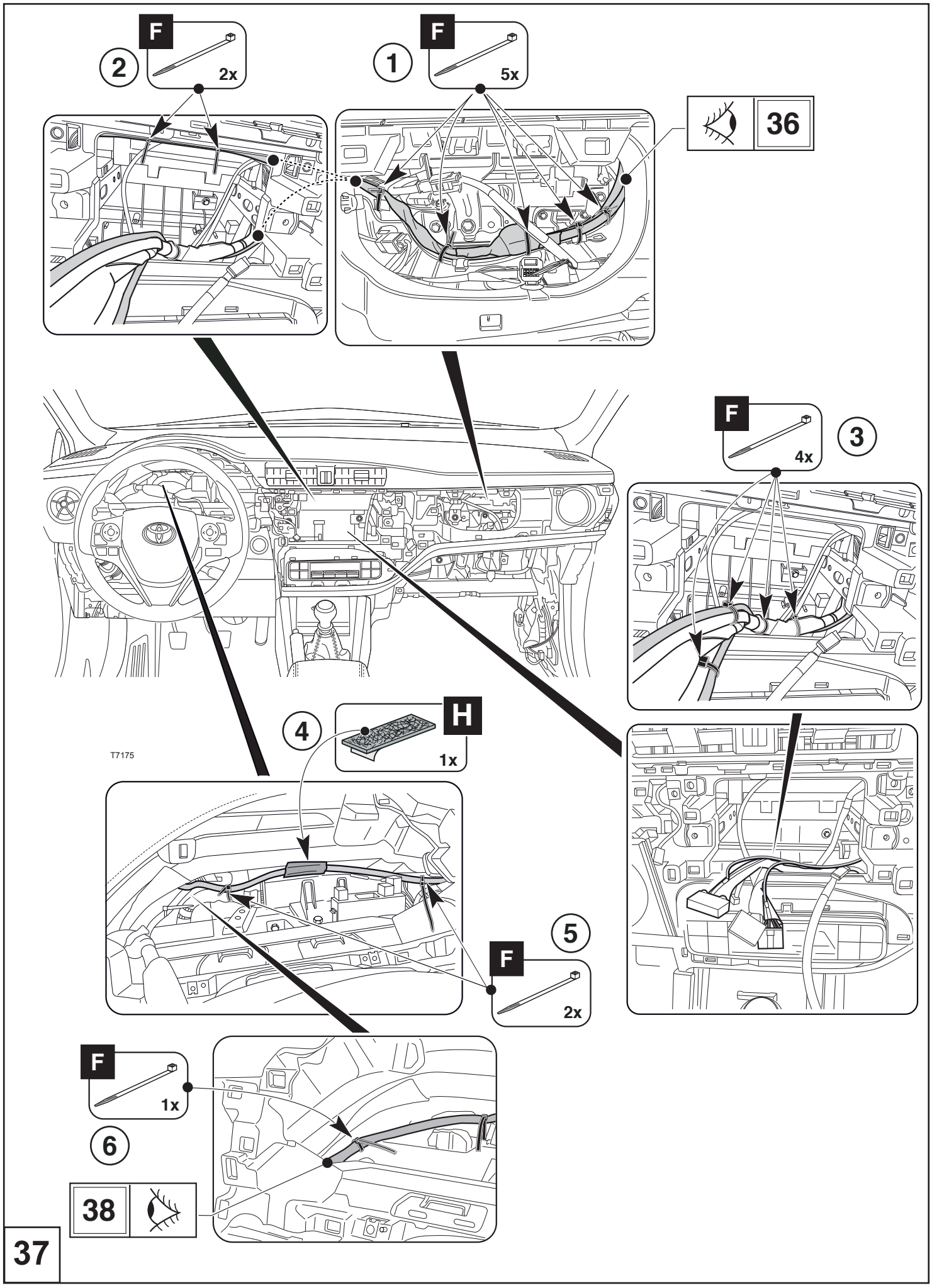
F
2x
2
F
5x
1
36
F
4x
3
H
1x
4
T7175
5
F
2x
F
1x
6
38
37

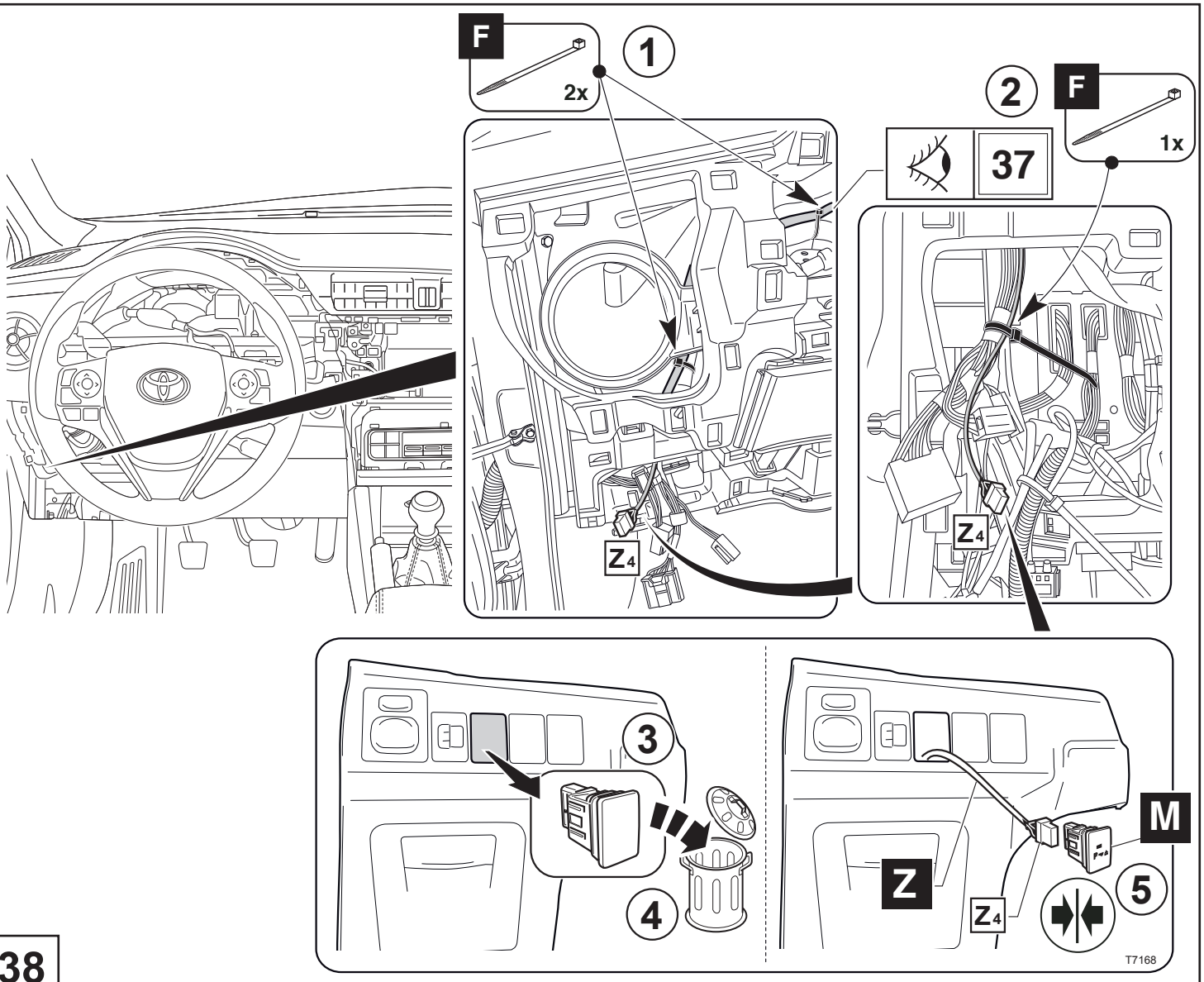


38

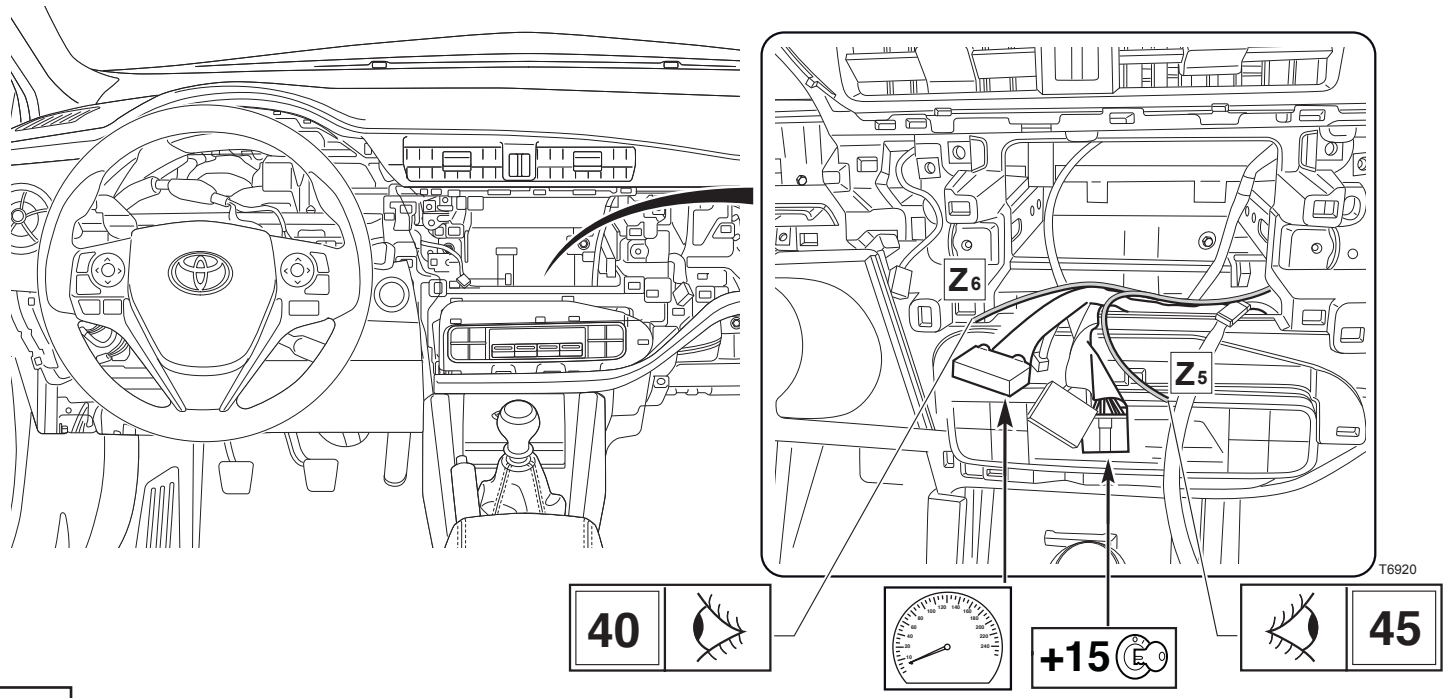


39

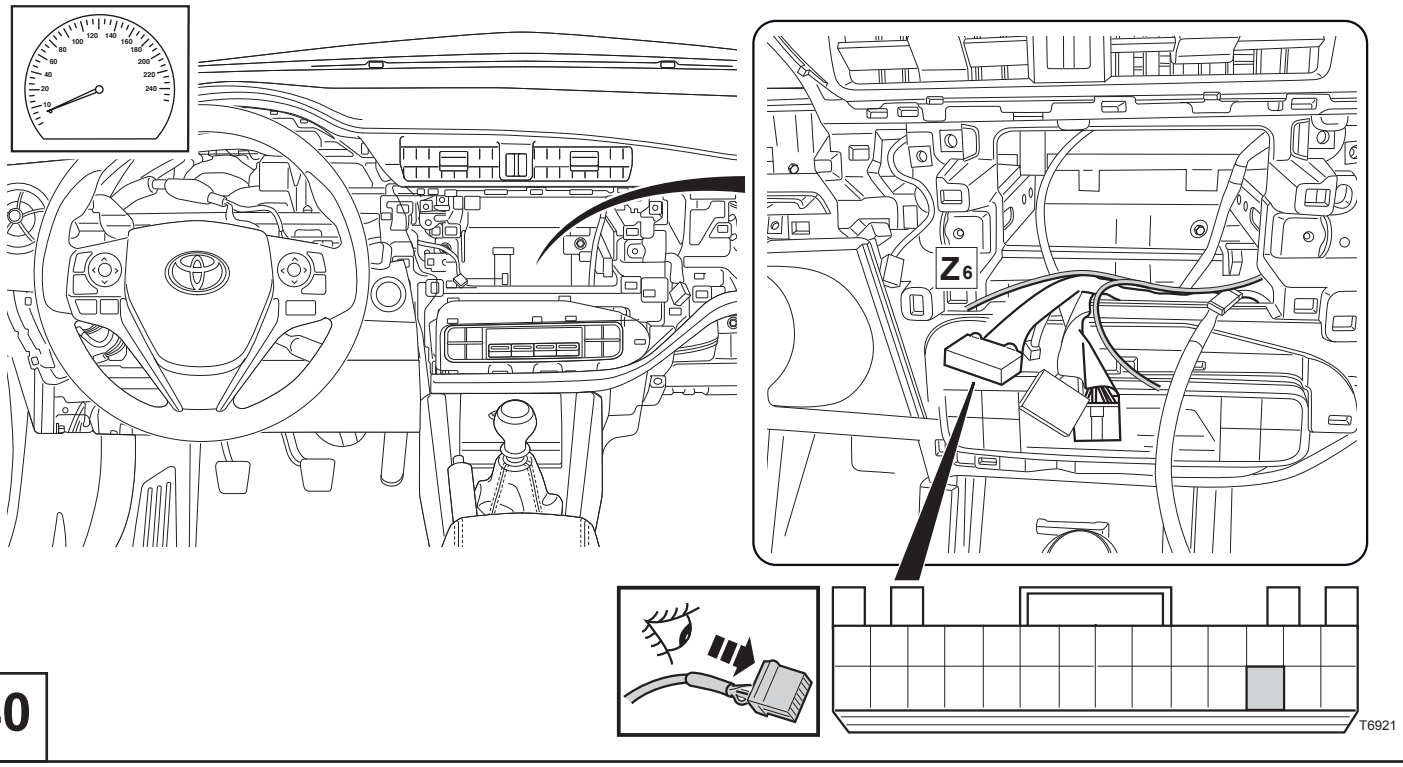
Z6
T6921

40

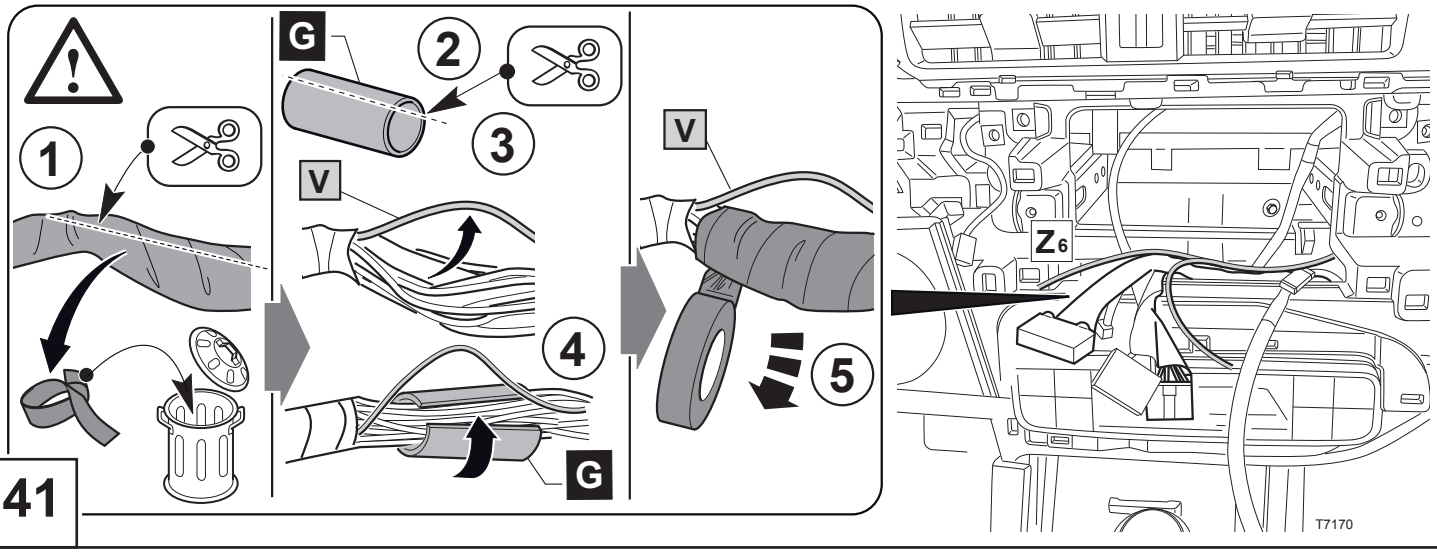
G
1
2
3
V
4
5
Z6
T7170

41

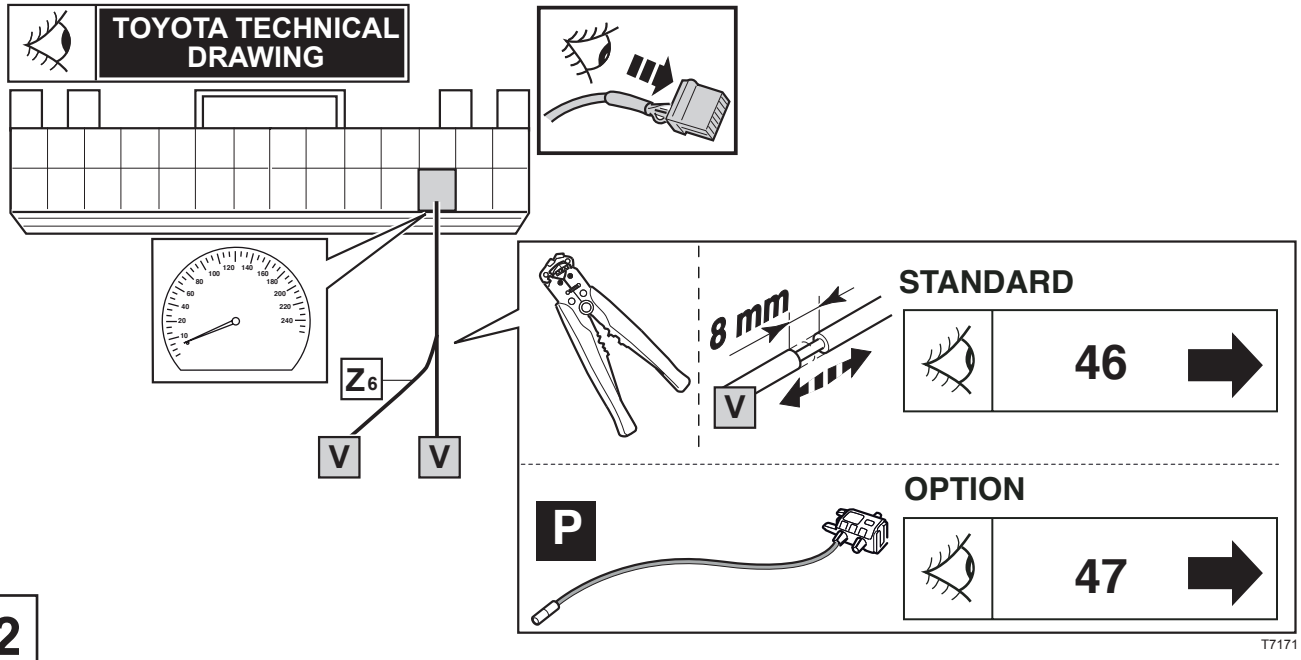
TOYOTA TECHNICAL DRAWING
Z6
V
V
8 mm
STANDARD
46
OPTION
P
47
T7171

42

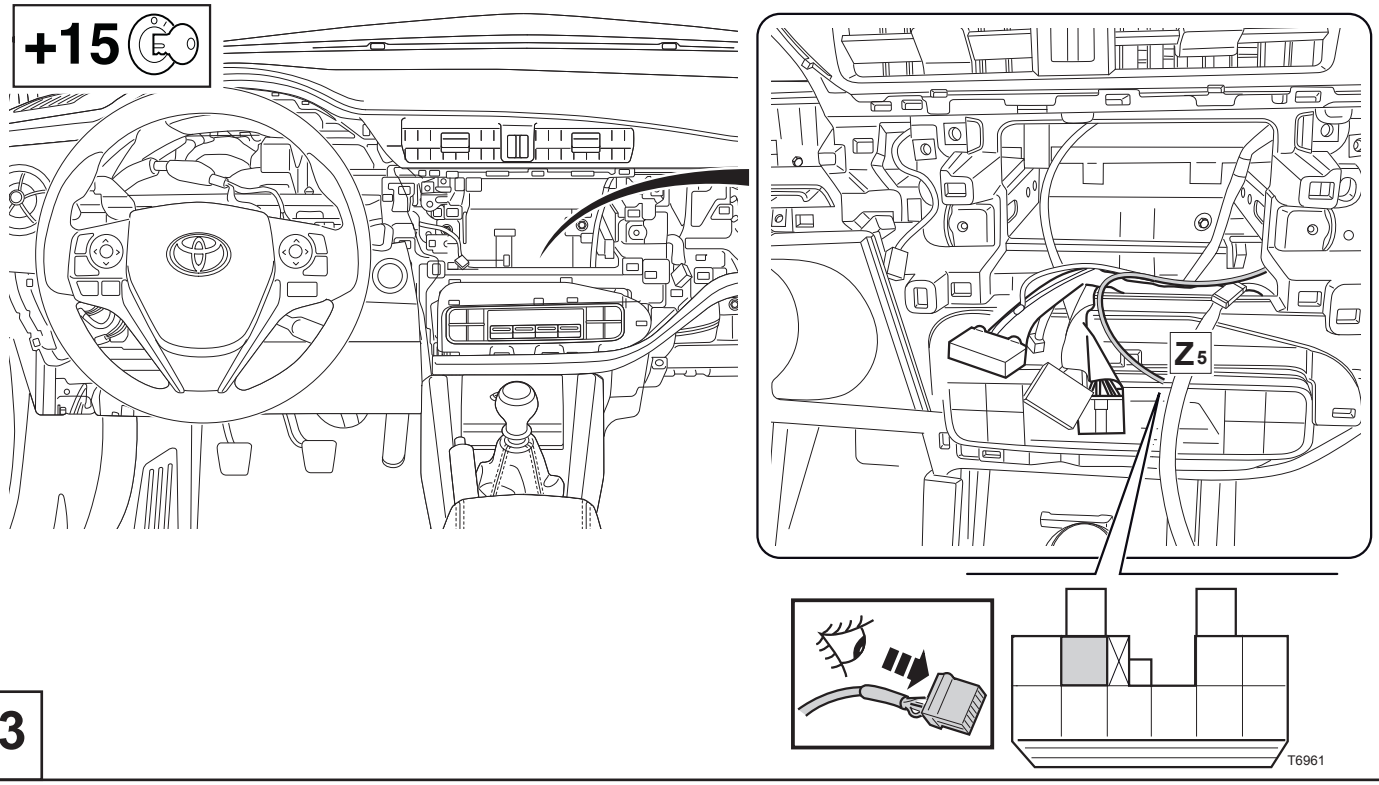
+15
Z5
T6961

43

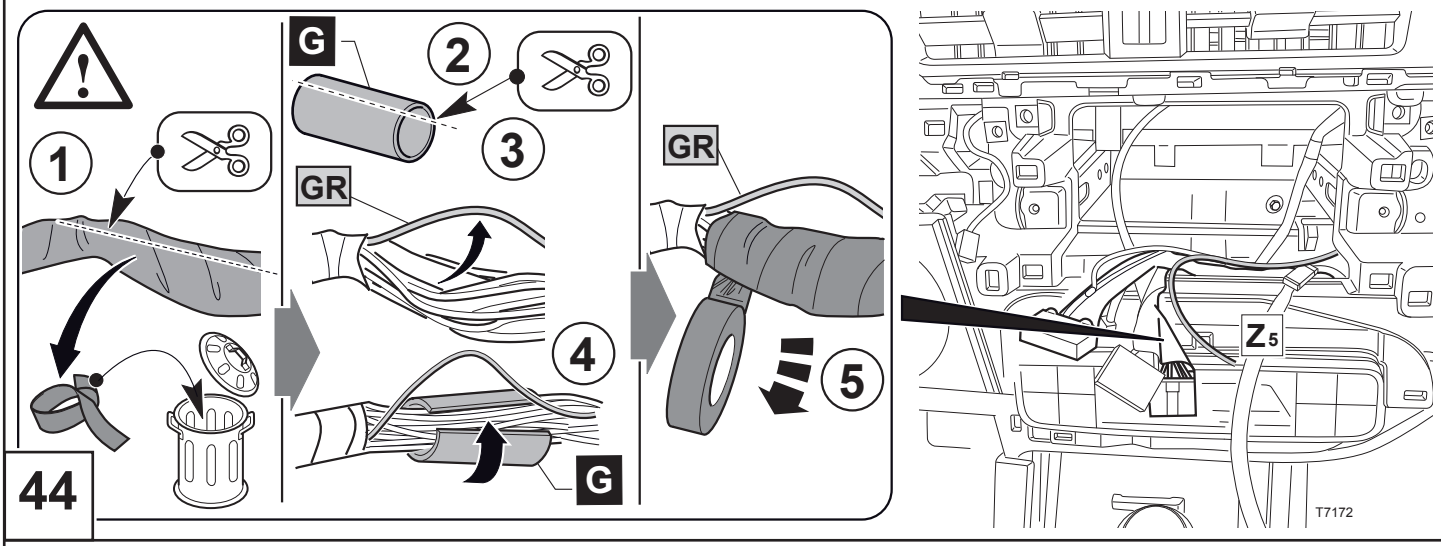
G
2
3
1
GR
4
5
GR
G
Z5
T7172

44

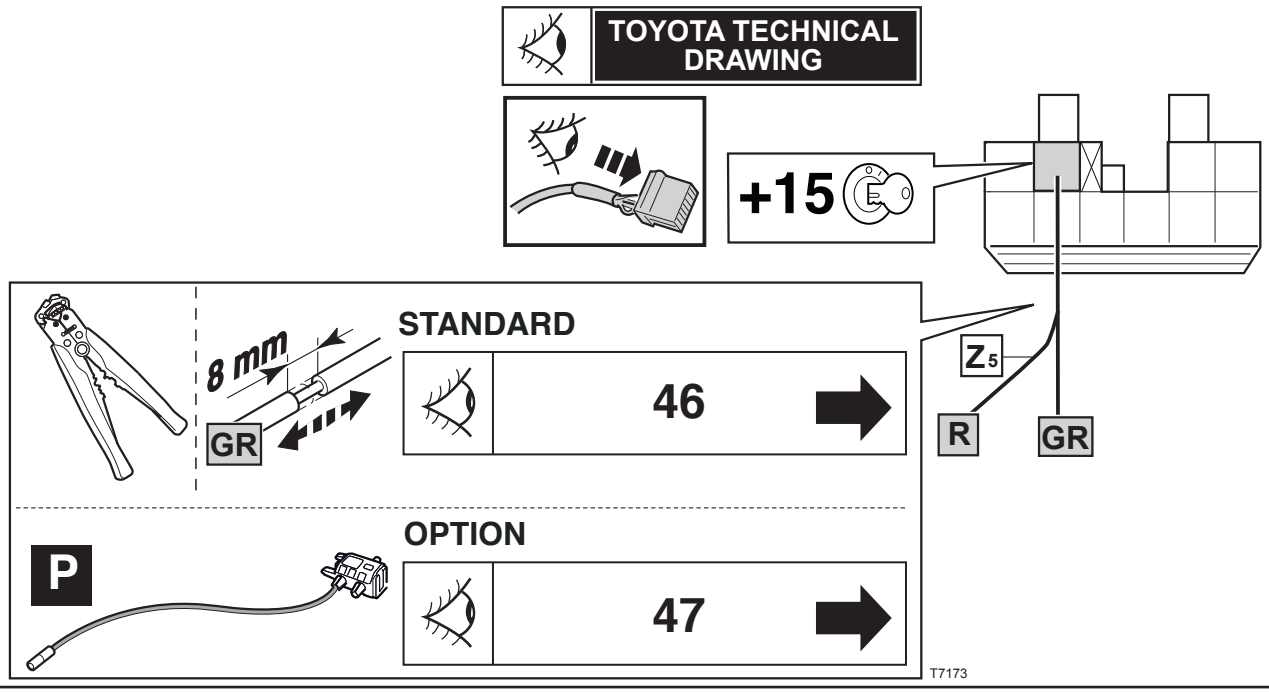
TOYOTA TECHNICAL DRAWING
+15
8 mm
GR
STANDARD
46
Z5
R
GR
P
OPTION
47
T7173

45

**STANDARD**

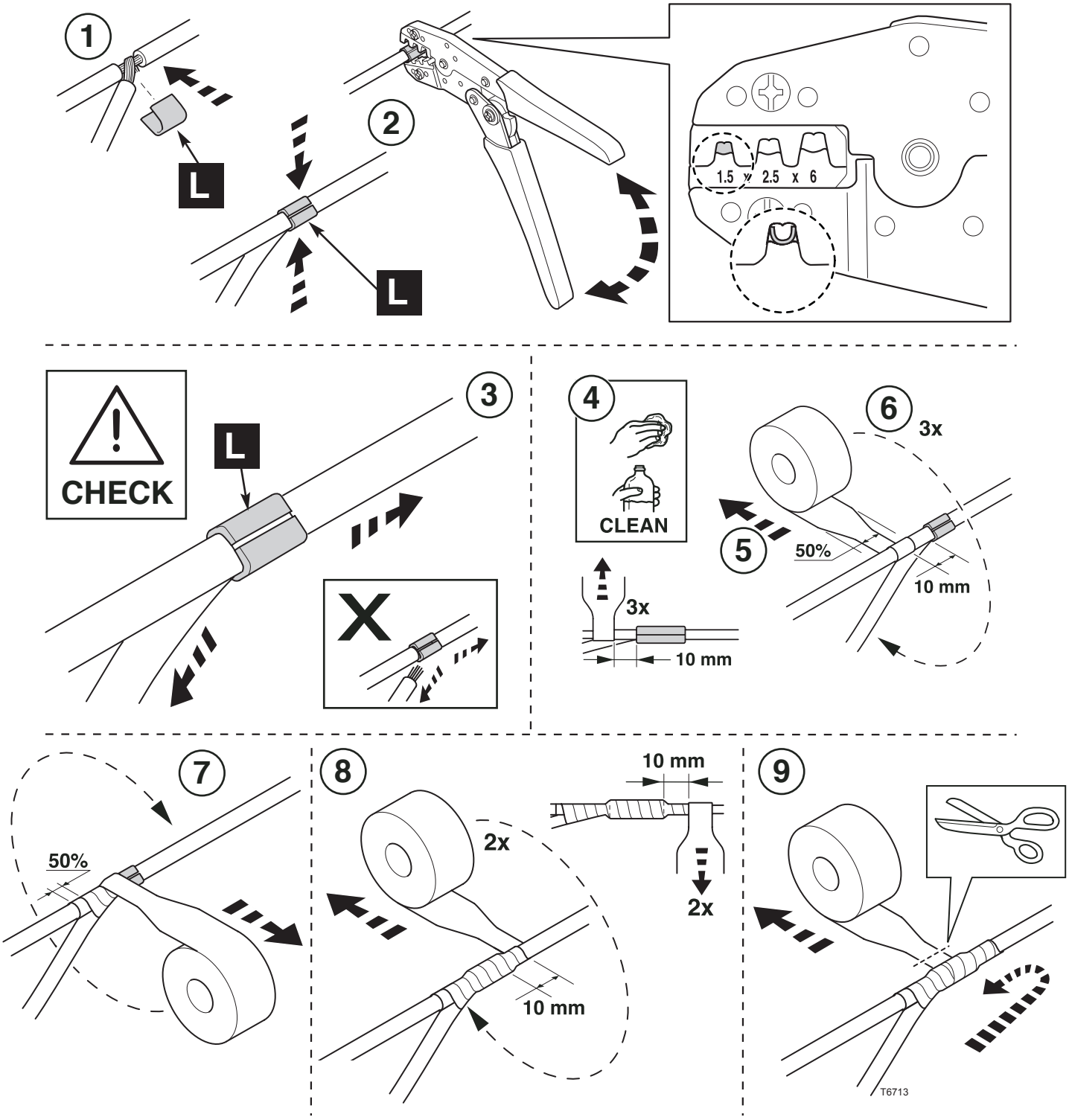
1
L
2
L
1.5 x 2.5 x 6
CHECK
L
3
X
4
CLEAN
3x
10 mm
5
6
3x
50%
10 mm
7
50%
8
2x
10 mm
10 mm
2x
9
T6713

**OPTION**

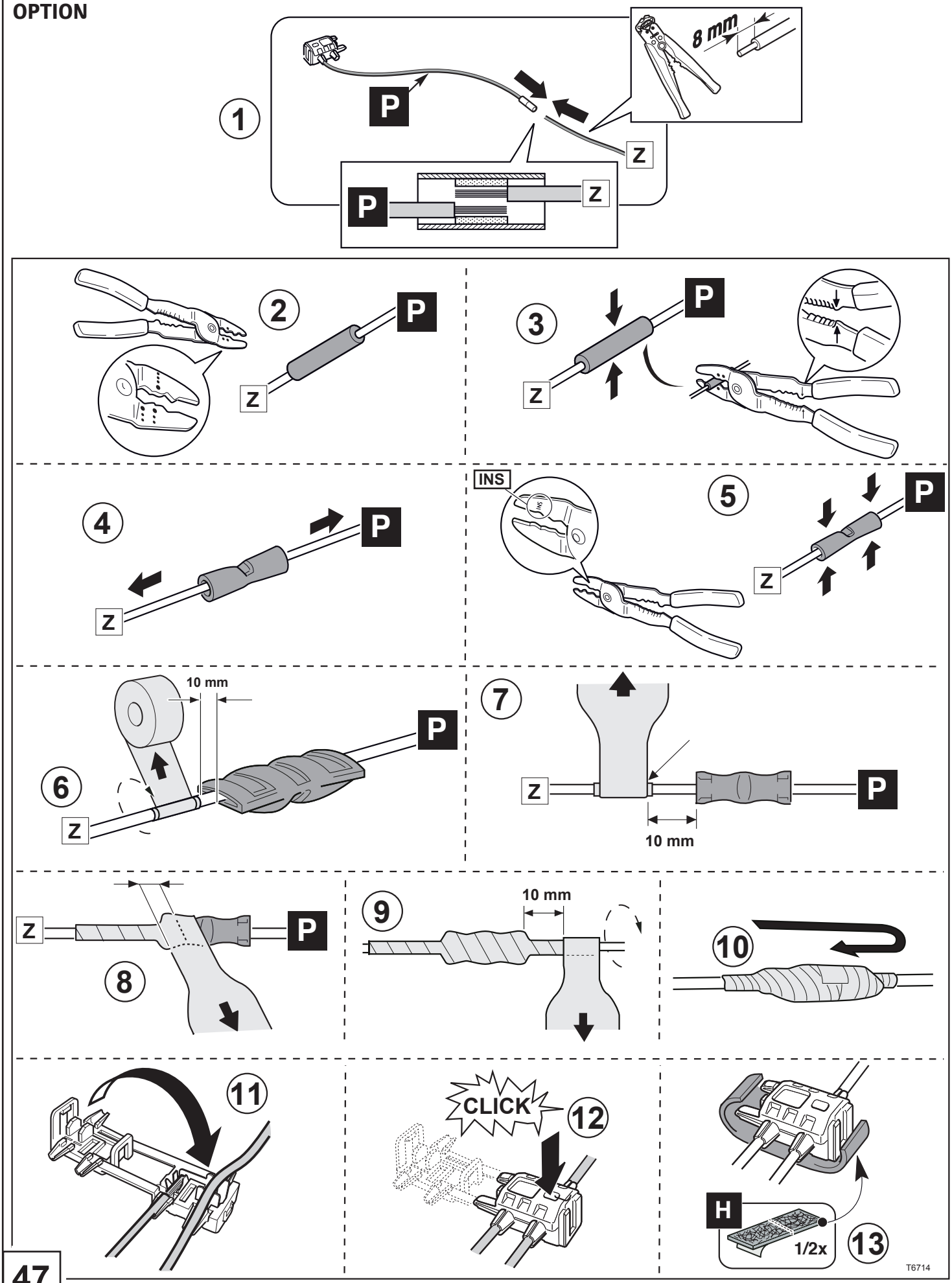


47

48

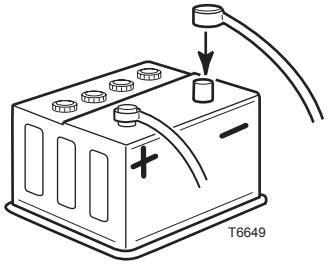

# CHECK SHEET

**Model / Year** **Auris LHD 2015/05** **TPA Front**

**VIN n°** ☐☐☐☐☐☐☐☐☐☐☐☐☐☐☐☐☐

TOYOTA

ALWAYS A BETTER WAY



**P/N = OK**

☐

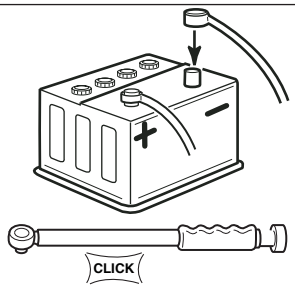


**Serial Number**

☐

**5,4 Nm** ☐

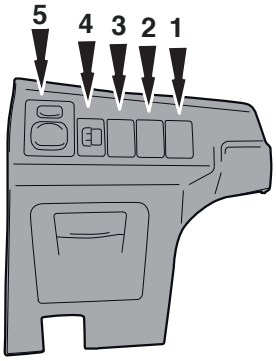


1 ☐ ☐
2 ☐ ☐
3 ☐ ☐
4 ☐ ☐
5 ☐ ☐

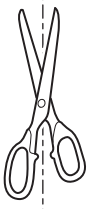

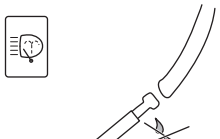

☐

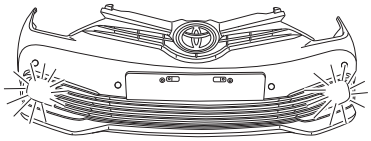

≠D ☐

T1/T2/T3/T4

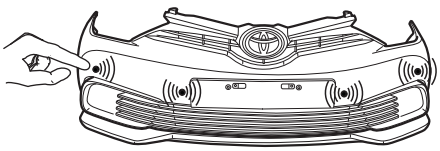

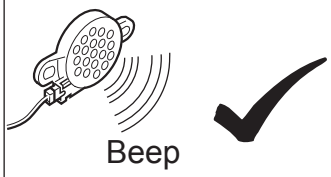


☐

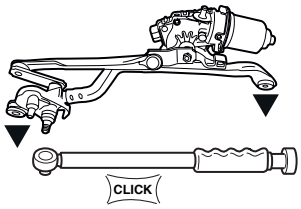


**Serial Number**

☐

**5.5 Nm** **x2** ☐

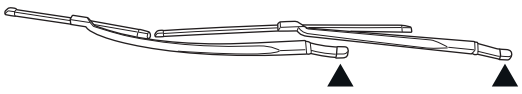

**Serial Number**

☐

**26 Nm** **x2** ☐

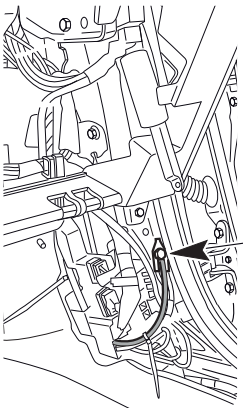

**Serial Number**

☐

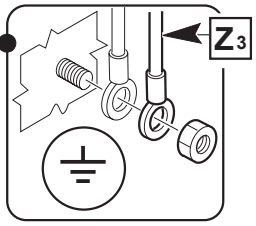


**7 Nm**

☐



TOYOTA

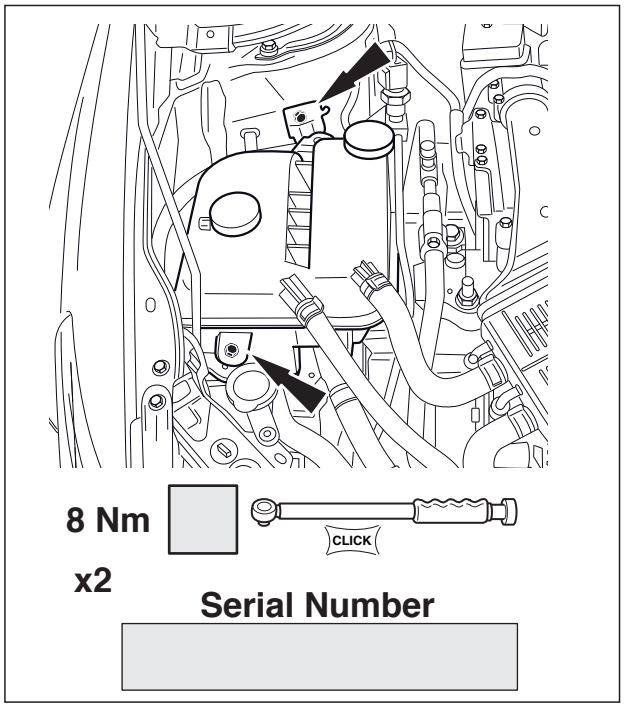
8 Nm
x2
CLICK
Serial Number

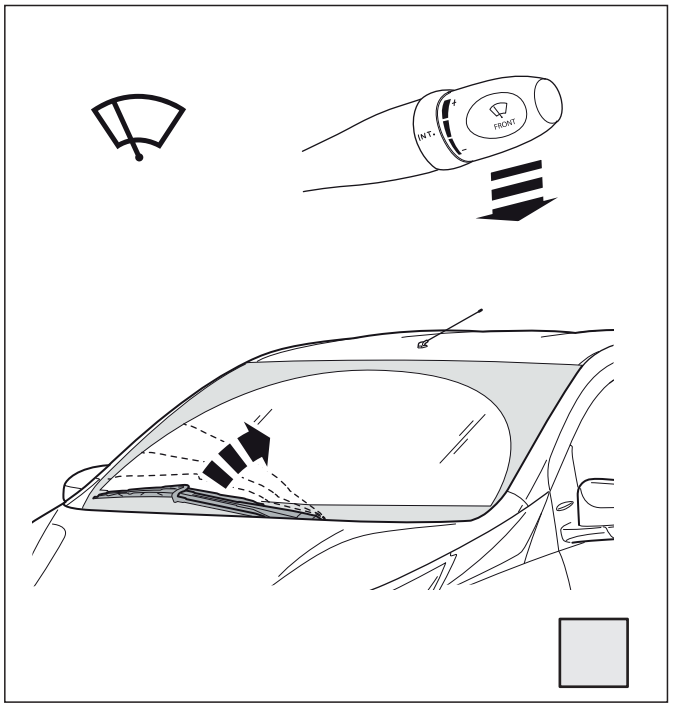
FRONT

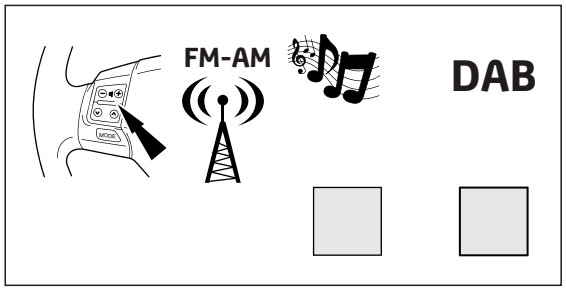
FM-AM
DAB

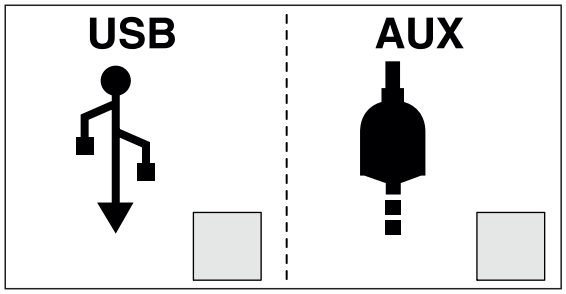
USB
AUX

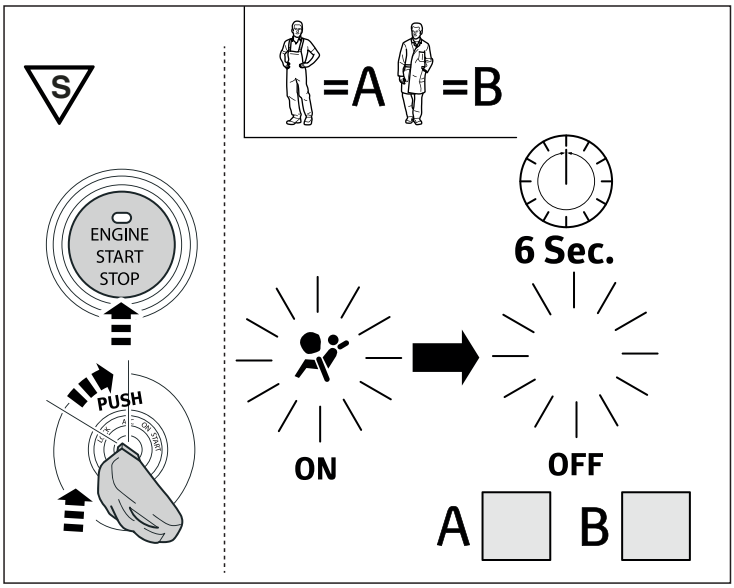
S
ENGINE
START
STOP
PUSH
=A
=B
6 Sec.
ON
OFF
A
B

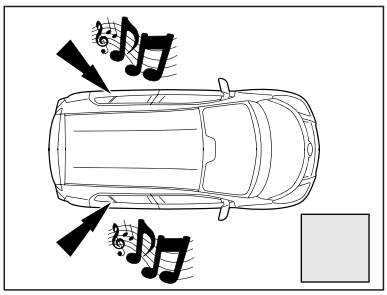

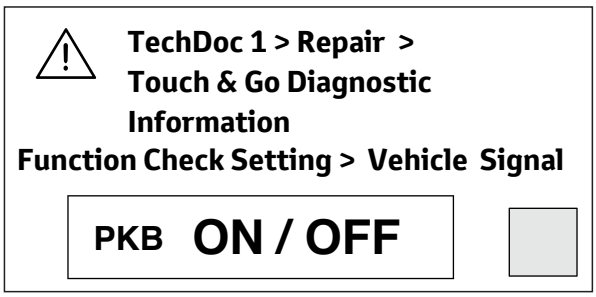
TechDoc 1 > Repair >
Touch & Go Diagnostic
Information
Function Check Setting > Vehicle Signal
PKB ON / OFF

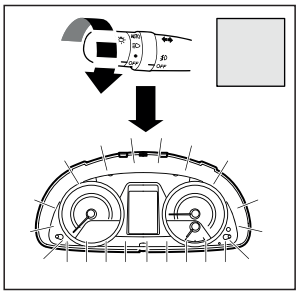

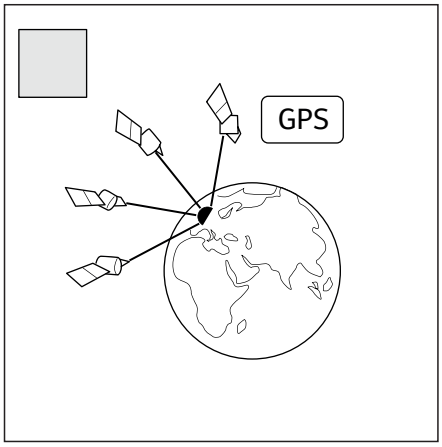
GPS

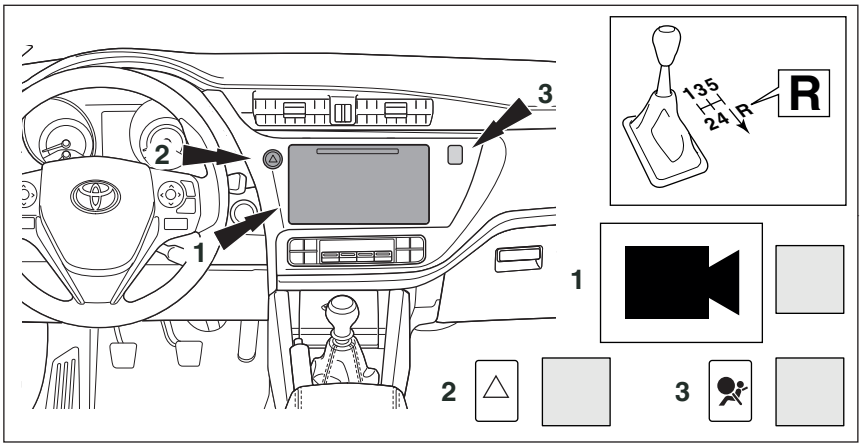
1
2
3
135
24
R
R
1
2
3



TOYOTA

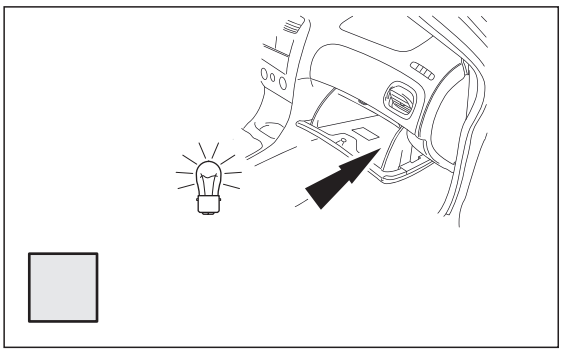




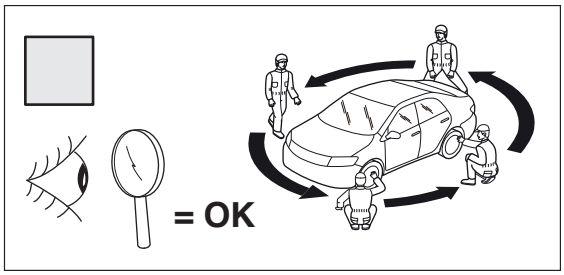


| Installation Date: | Technician Name & Signature: | Stamp: |
|---|---|---|
| . . / . . / . . . . | | |