

TOYOTA


Auris Touring Sport

Half Height Dog Guard

Installation instructions


Model year:	2013/06
Vehicle code:	:**E18**-DW***W
Part number:	Dog Guard: PZ483-E5120-00 Mounting Kit: PZ483-E5120-60 Divider: PZ483-E5121-00 Mounting Kit: PZ483-E5121-60
Weight:	Dog Guard: 6kg Divider: 4kg

Manual reference number: AIM 002 854-1



A

PZ483-E5120-00 1-7



B
R/H x1

C
L/H x1



D x 2



A

PZ483-E5121-00 9-16



B x1



C x2



B
R/H x1

C
L/H x1



D x 2

**PZ483-E5120-60
(MOUNTING KIT)**



B x1



C x2




D x2



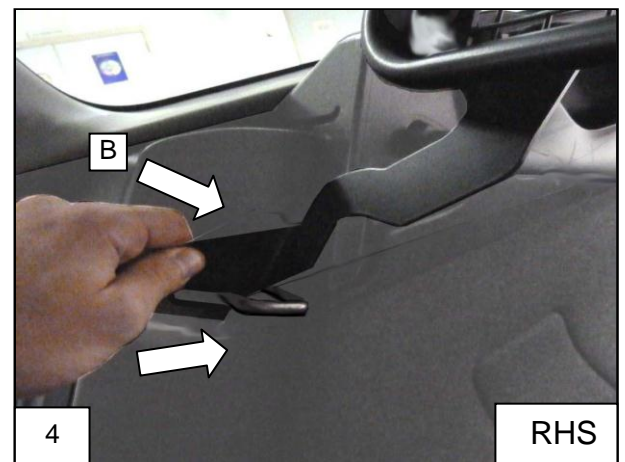

**PZ483-E5121-60
(MOUNTING KIT)**




REVISION RECORD

Rev No.	Date	Page	Picture	Update	New	Deleted Steps
1	2-10-14	1-4		Part Number		



PZ483-E5121-00 ⇨STEP 7





PZ483-E5121-00 → STEP 16

