


Torque values for Alloy wheels /
Steel wheels / Tyre & wheel assembly /
Anti-Thief wheel lock nut / bolt
INSTALLATION INSTRUCTIONS

Latest Version
SCAN HERE




THINK BEFORE YOU PRINT



**ONLINE = LATEST VERSION
GO DIGITAL!**













Revision Record

Rev. No.	Date	Page	Step	Remarks
2	25.01.22	3		NX New
3	02.02.22	3		NX Generation updated
3	02.02.22	3		NX Generation updated
3	02.02.22	3		RX Generation updated
3	02.02.22	3		RX New
3	02.02.22	3		RXL New
4	23.02.22	3		IS/ISF/ISC Generation updated
4	23.02.22	3		RZ New
5	04.07.22	3		CT200h Generation updated
5	04.07.22	3		GS/GSF Generation updated
6	21.06.23	3		LM New
7	15.09.23	3		RC/RCF Generation added



If not available



		Wheel Nut / Bolt	TPMS/ TWMS
LEXUS	As from	Torque [N·m]	Torque [N·m]
CT200h	2013/12 - 2019/04 	103	4
ES	2018/06 -	103	4
GS / GSF	2015/10 - 2017/09 	103	4
IS / ISF / ISC	2016/10 - 2019/09 	103	4
LC500 / LC500h	2017/05 -	140	4
LM 	2023/06 -	140	4
LS	2017/09 -	140	4
LX	2015/09 -	131	4
NX	2017/09 - 2020/07 	103	4
NX 	2021/10 - 	140	4
RC / RCF	2018/10 - 2023/01	103	4
RC / RCF 	2023/01 -	140	4
RX	2015/09 - 2021/07 	103	4
RX 	2022/10 -	140	4
RXL 	2017/12 -	103	4
RZ 	2022/10 -	140	4
UX	2018/10 -	103	4